



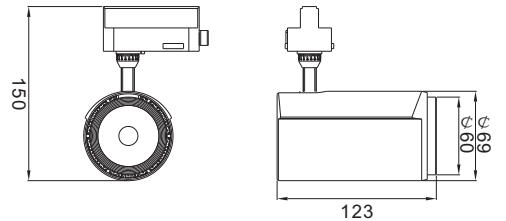
LED Track light: RT6908

Product Description

Tack light RT6908 originally researched and developed by KWT, high-end spotlight with interior driver, design inspiration from peopel's double-eyelid eyes, 69mm diameter face cover, integrated molded lamp housing of CNC aluminum, international top COB CITIZEN chip, plus KWT-oriented glare-free reflector and KWT exclusive non-flicker driver, stable specifications, glare-free, good heat sink, brilliant quality, more than 40,000 hours life span.

Technical Parameter

Nominal wattage	8W
Input Voltage	220-240V 50/60Hz
Color temperature	2700k/3000k/4000k
Color rendering index	Ra>90
Beam angle	15°/24°/36°
2700k Luminous flux	15° 470lm/24° 470lm/36° 460lm
3000k Luminous flux	15° 540lm/24° 530lm/36° 520lm
4000k Luminous flux	15° 650lm/24° 640lm/36° 620lm
Product color	Silver/White/Black
Dimming	No Dim/Triac Dim
Connection type	2 wires/3 wires(1-phase)/4 wires(3-phase)
Type of protection	IP20
Protection class	II
Operation temperature	-20℃-50℃
Warranty	5years



(Unit: mm)

Ordering Information

Example:RT6908-C927RF-S-15°

RT	69	08	C	9	27	R	F	S	15°
Type	Lamp body diameter	Wattage	LED	CRI	CCT	Optical type	Dimming	Product Color	Beam Angle
RT Track Light	69 69mm	08 8W 12 12W 15 15W	C CITIZEN	8 >80 9 >90	27 2700K 30 3000K 40 4000K	R Reflector	F No Dim	S Silver B Black W White	15° 24° 36°

more details please refer to our website www.kwtled.com



LED Track light: RT6908

Product features

- High Ra > 90, Low SDCM < 3
- High efficacy, high illuminance
- Glare-free design, perfect light spot and accurate beam angle
- Non-flicker driver for superior surrounding lighting requirement
- Integrated molded light housing with convective holes for better heat dissipation, interior driver, low-temperature operation guaranteed
- Refined components and design, guarantee a long life span of over 40,000 hours
- Rotatable horizontal 355° and vertical 90°

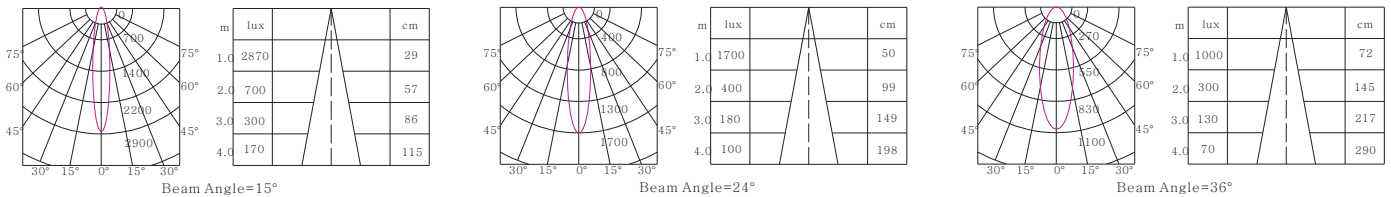
Logistical Data

Product model	RT6908	
Packaging unit	Folding carton box	Shipping carton box
Packaging Qty	1pcs	18pcs
Dimensions (Lx Wx H)	115×115×265mm	550×365×365mm
Volume	3.51 dm ³	73.28 dm ³
Gross weight	0.64kg	13.50kg

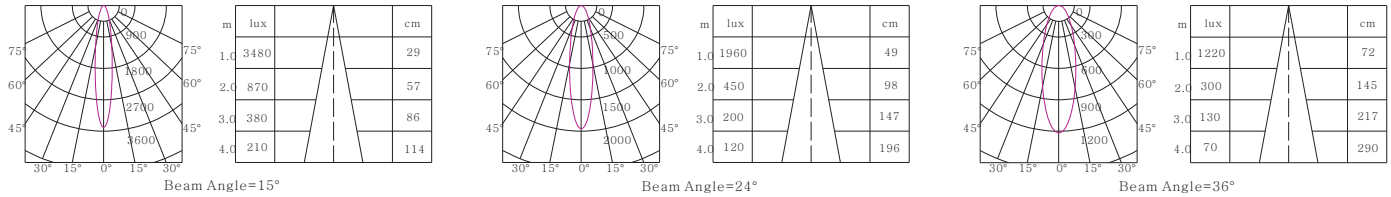
More details please refer to our website www.kwtled.com >>>>>>>

Test Data

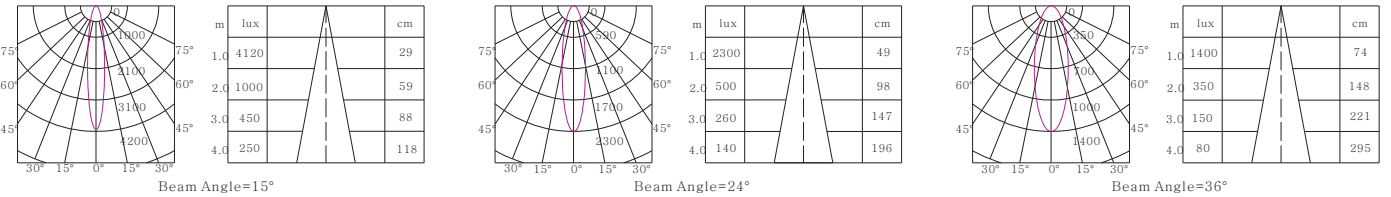
RT6908-C927R



RT6908-C930R

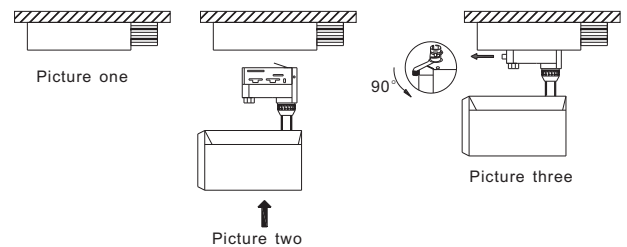


RT6908-C940R



Installation

1. Please install the related track rail before install the light (Picture one)
2. Aim the track head to the track rail then push up, make sure the track head are total match into the track rail (Picture two)
3. After install the track head into the track rail, rotate the connector spindle 90° as below (Picture three)



Disclaimer

Subject to change without notice. Errors and omission excepted. Always make sure to use the most recent release.