



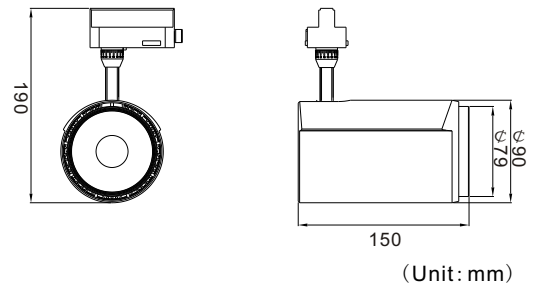
LED Track light: RT9020

Product Description

Tack light RT9020 originally researched and developed by KWT, high-end spotlight with interior driver, design inspiration from peopel's double-eyelid eyes, 90mm diameter face cover, integrated molded lamp housing of CNC aluminum, international top COB CITIZEN chip, plus KWT-oriented glare-free reflector and KWT exclusive non-flicker driver, stable specifications, glare-free, good heat sink, brilliant quality, more than 40,000 hours life span.

Technical Parameter

Nominal wattage	20W
Input Voltage	220-240V 50/60Hz
Color temperature	2700k/3000k/4000k
Color rendering index	Ra>90
Beam angle	12°/24°/36°
2700k Luminous flux	12° 1680lm/24° 1670lm/36° 1700lm
3000k Luminous flux	12° 1770lm/24° 1750lm/36° 1800lm
4000k Luminous flux	12° 1920lm/24° 1920lm/36° 1950lm
Product color	Silver/White/Black
Dimming	No Dim/Triac Dim
Connection type	2 wires/3 wires(1-phase)/4 wires(3-phase)
Type of protection	IP20
Protection class	II
Operation temperature	-20°C-50°C
Warranty	5years



Ordering Information

Example:RT9020-C927DF-S-12°

RT	90	20	C	9	27	D	F	S	12°
Type	Lamp body diameter	Wattage	LED	CRI	CCT	Optical type	Dimming	Product Color	Beam Angle
RT Track Light	90 90mm	20 20W 25 25W 30 30W 35 35W	C CITIZEN	8 >80 9 >90	27 2700K 30 3000K 40 4000K	D Reflector+ Lens	F No Dim	S Silver B Black W White	12° 24° 36°

more details please refer to our website www.kwtled.com



LED Track light: RT9020

Product features

- High Ra > 90, Low SDCM < 3
- High efficacy, high illuminance
- Glare-free design, perfect light spot and accurate beam angle
- Non-flicker driver for superior surrounding lighting requirement
- Integrated molded light housing with convective holes for better heat dissipation, interior driver, low-temperature operation guaranteed
- Refined components and design, guarantee a long life span of over 40,000 hours
- Rotatable horizontal 355° and vertical 90°

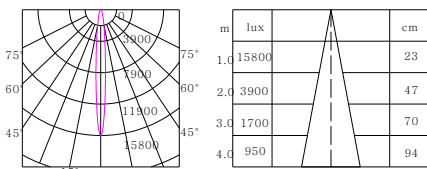
Logistical Data

Product model	RT9020	
Packaging unit	Folding carton box	Shipping carton box
Packaging Qty	1pcs	18pcs
Dimensions (Lx Wx H)	135×135×290mm	425×600×430mm
Volume	5.29 dm ³	109.65 dm ³
Gross weight	1.14kg	22.62kg

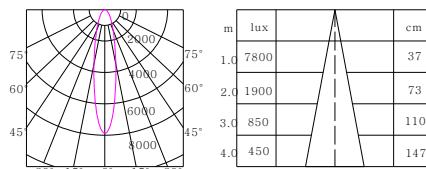
More details please refer to our website www.kwtled.com

Test Data

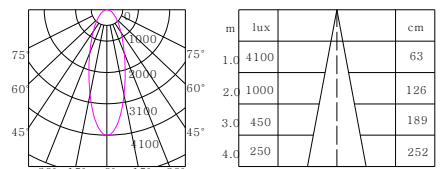
RT9020-C927D



Beam Angle=12°

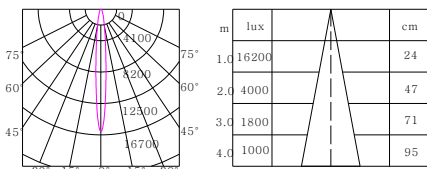


Beam Angle=24°

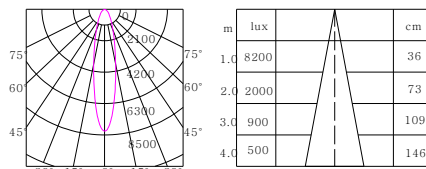


Beam Angle=36°

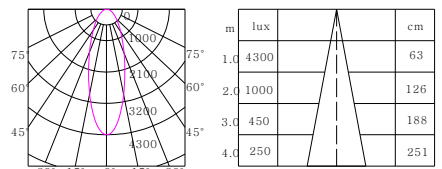
RT9020-C930D



Beam Angle=12°

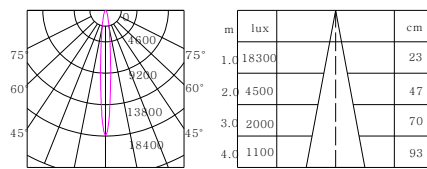


Beam Angle=24°

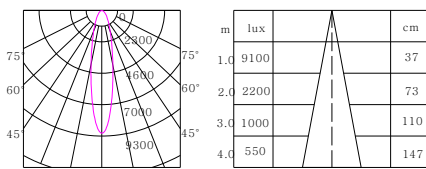


Beam Angle=36°

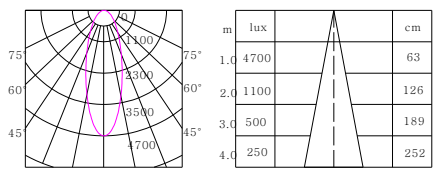
RT9020-C940D



Beam Angle=12°



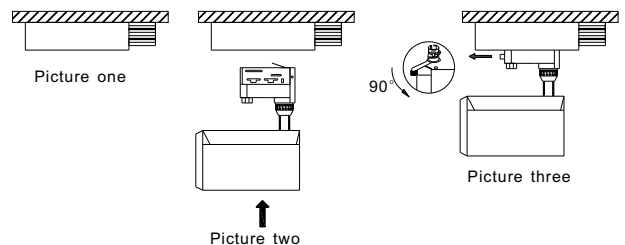
Beam Angle=24°



Beam Angle=36°

Installation

1. Please install the related track rail before install the light (Picture one)
2. Aim the track head to the track rail then push up, make sure the track head are total match into the track rail (Picture two)
3. After install the track head into the track rail, rotate the connector spindle 90° as below (Picture three)



Disclaimer

Subject to change without notice, Errors and omission excepted. Always make sure to use the most recent release.