



ON THE RIGHT TRACK














KWT[®]

深圳市金瓦特光电有限公司

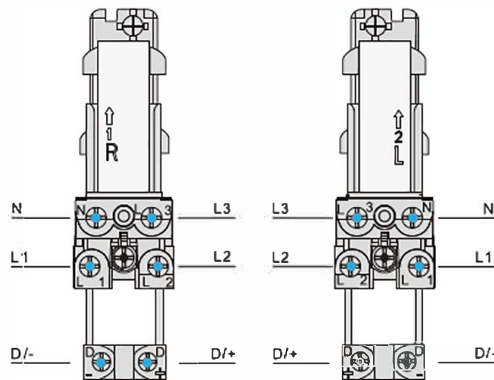
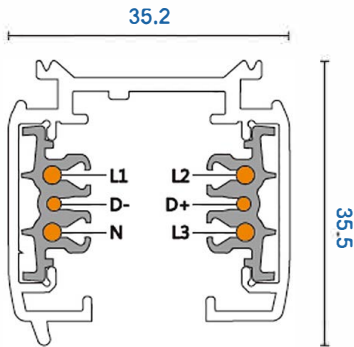
www.kwtled.com info@kwtled.com

Tel: +86-755-86062259 Fax: +86-755-86062219

Contents

Company History		02
3 Circuits DALI Track System		04
3 Circuits Recessed DALI Track System		10
3 Circuits Track System		12
3 Circuits Recessed Track System		28
2 Circuits Track System		30
Single Circuit DALI Track System		34
Single Circuit Track System		38
Single Circuit Recessed Track System		45
12V Low Voltage Track System		48
Gearbox		52
"H" Profile		56
Ultimate Adapter With Concealed Driver		60
Selectable Multi-Current Driver		65
Track Mount IP Camera		66
Other Track Mount Device		68

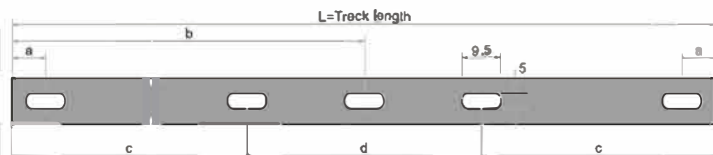
3 Circuits DALI Track System



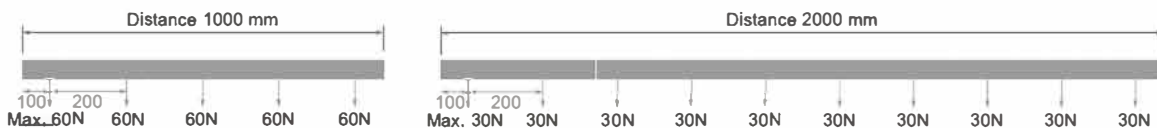
Model No	Track length	Shell Material	Colour	Package
Pro-0610-W / Pro-0610-S / Pro-0610-B	1M track actual one meter.(100cm)	Aluminum Extrusion	White □ Silver ■ Black ■	1 / 12
Pro-0620-W / Pro-0620-S / Pro-0620-B	2M track actual one meter(200cm)	Aluminum Extrusion	White □ Silver ■ Black ■	1 / 12
Pro-0630-W / Pro-0630-S / Pro-0630-B	3M track actual one meter(300cm)	Aluminum Extrusion	White □ Silver ■ Black ■	1 / 8
Pro-06400-W / Pro-06400-S / Pro-06400-B	4M track actual one meter(400cm)	Aluminum Extrusion	White □ Silver ■ Black ■	1 / 6

FIXING POINT DIMENSIONS

L / mm	a / mm	b / mm	c / mm	d / mm
1000	125			
2000	125	998		
3000	125		914	1167
4000	125		1247	1501



MECHANICAL LOAD DIAGRAM




Intelligent DALI power feed integrated with wireless DALI control. The DALI track system can be controlled by iPhone or iPad Apps that we developed in-house via Bluetooth connection.

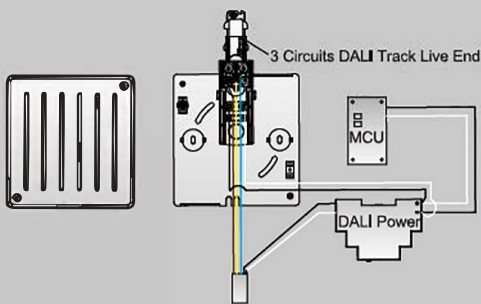

DALI track adaptor with 3 or 5 meter cable consist of AC power and DALI signal cords for various DALI lighting applications. It provides fast efficient wiring connection and simplify DALI wiring installation.

SmartFeed


3 Circuits DALI Adaptor with 3M&5M wire




Model No.	Colour
Pro-D631SF-W	White □
Pro-D631SF-S	Silver ■
Pro-D631SF-B	Black ■


Model No.	Model No.	Package	Colour
Pro-D680-3M-W	Pro-D680-5M-W	1 / 30	White □
Pro-D680-3M-S	Pro-D680-5M-S	1 / 30	Silver ■
Pro-D680-3M-B	Pro-D680-5M-B	1 / 30	Black ■




DALI Adaptor



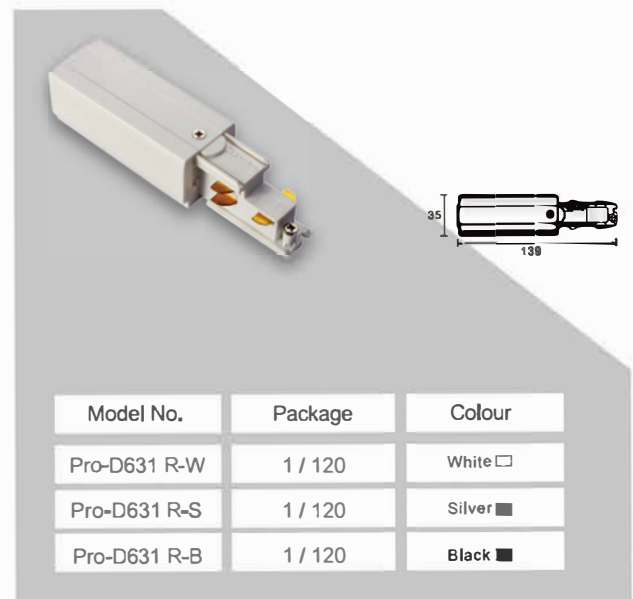
End Cap



Live-End Connector



Live-End Connector



KWT[®]

深圳市金瓦特光电有限公司


www.kwtled.com info@kwtled.com

Tel : +86-755-86062259 Fax : +86-755-86062219




深圳市金瓦特光电有限公司
 www.kwtled.com info@kwtled.com
 Tel : +86-755-86062259 Fax : +86-755-86062219

Mini Joiner




Model No.	Package	Colour
Pro-D633-W	1 / 300	White □
Pro-D633-S	1 / 300	Silver ■
Pro-D633-B	1 / 300	Black ■

Middle Connector




Model No.	Package	Colour
Pro-D634-W	1 / 140	White □
Pro-D634-S	1 / 140	Silver ■
Pro-D634-B	1 / 140	Black ■

"L" Connector



Model No.	Package	Colour
Pro-D635 L-W	1 / 112	White □
Pro-D635 L-S	1 / 112	Silver ■
Pro-D635 L-B	1 / 112	Black ■

"L" Connector



Model No.	Package	Colour
Pro-D635 R-W	1 / 112	White □
Pro-D635 R-S	1 / 112	Silver ■
Pro-D635 R-B	1 / 112	Black ■




深圳市金瓦特光电有限公司

www.kwtled.com info@kwtled.com


Tel : +86-755-86062259 Fax : +86-755-86062219

Flexible Connector




Model No.	Package	Colour
Pro-D639 R-W	1 / 98	White □
Pro-D639 R-S	1 / 98	Silver ■
Pro-D639 R-B	1 / 98	Black ■

“+” Connector




Model No.	Package	Colour
Pro-D637-W	1 / 56	White □
Pro-D637-S	1 / 56	Silver ■
Pro-D637-B	1 / 56	Black ■

“T” Connector



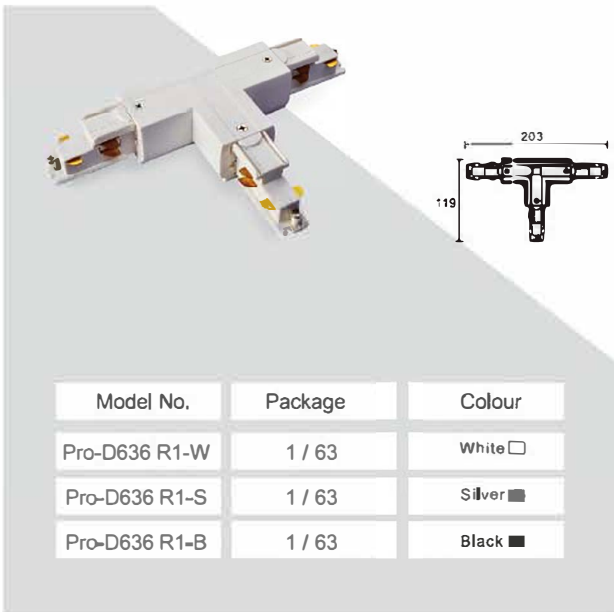
Model No.	Package	Colour
Pro-D636 L1-W	1 / 63	White □
Pro-D636 L1-S	1 / 63	Silver ■
Pro-D636 L1-B	1 / 63	Black ■

“T” Connector

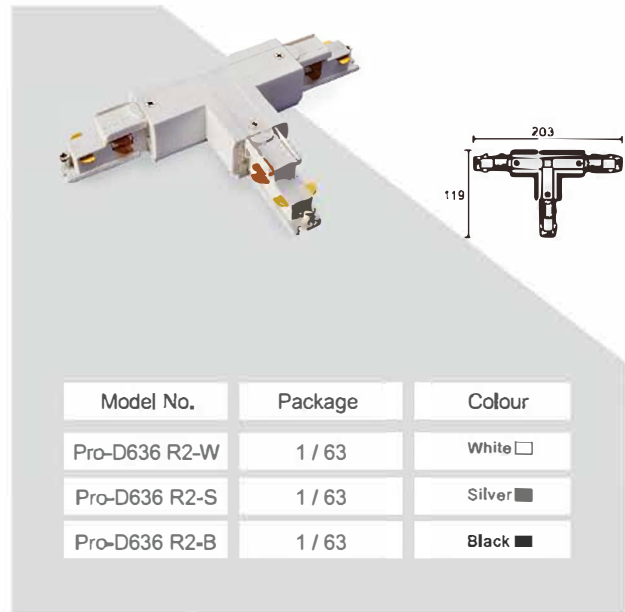


Model No.	Package	Colour
Pro-D636 L2-W	1 / 63	White □
Pro-D636 L2-S	1 / 63	Silver ■
Pro-D636 L2-B	1 / 63	Black ■

"T" Connector



"T" Connector



KWT[®]

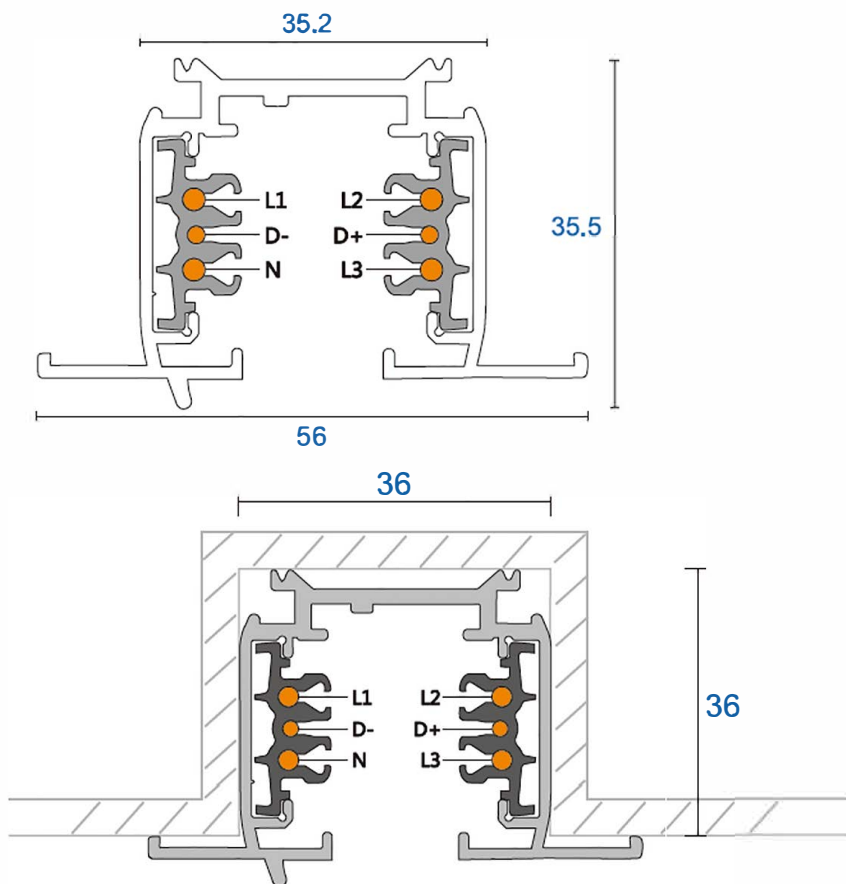
深圳市金瓦特光电有限公司

www.kwtled.com info@kwtled.com

Tel : +86-755-86062259 Fax : +86-755-86062219



3 Circuits Recessed DALI Track System



Model No.	Track length	Shell Material	Colour	Package
Pro-R610-W / Pro-R610-S / Pro-R610-B	1M track actual one meter(100cm)	Aluminum Extrusion	White □ Silver ■ Black ■	1 / 9
Pro-R620-W / Pro-R620-S / Pro-R620-B	2M track actual one meter(200cm)	Aluminum Extrusion	White □ Silver ■ Black ■	1 / 9
Pro-R630-W / Pro-R630-S / Pro-R630-B	3M track actual one meter(300cm)	Aluminum Extrusion	White □ Silver ■ Black ■	1 / 6
Pro-R6400-W / Pro-R6400-S / Pro-R6400-B	4M track actual one meter(400cm)	Aluminum Extrusion	White □ Silver ■ Black ■	1 / 6




深圳市金瓦特光电有限公司

www.kwtled.com info@kwtled.com

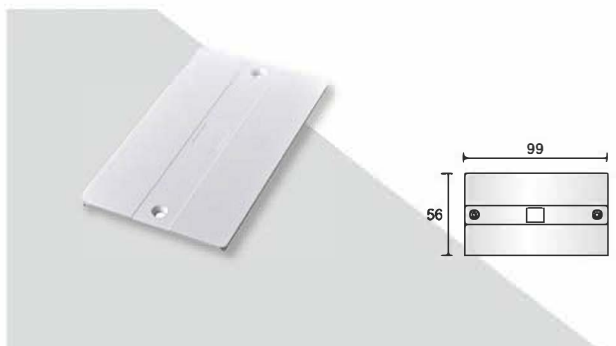
Tel : +86-755-86062259 Fax : +86-755-86062219

Live-end Connector Cover




Model No.	Package	Colour
Pro-R631-W	1 / 400	White □
Pro-R631-S	1 / 400	Silver ■
Pro-R631-B	1 / 400	Black ■

Middle Connector Cover




Model No.	Package	Colour
Pro-R434-W	1 / 400	White □
Pro-R434-S	1 / 400	Silver ■
Pro-R434-B	1 / 400	Black ■

"L" Connector Cover




Model No.	Package	Colour
Pro-R435-W	1 / 400	White □
Pro-R435-S	1 / 400	Silver ■
Pro-R435-B	1 / 400	Black ■

"T" Connector Cover



Model No.	Package	Colour
Pro-R436-W	1 / 400	White □
Pro-R436-S	1 / 400	Silver ■
Pro-R436-B	1 / 400	Black ■

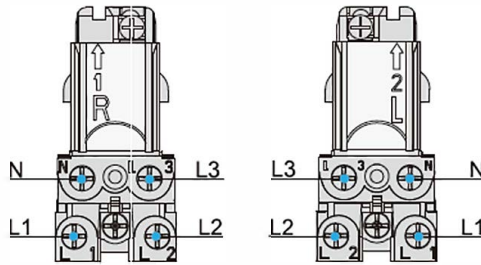
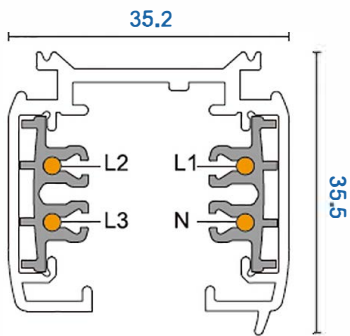
"+" Connector Cover



Model No.	Package	Colour
Pro-R437-W	1 / 400	White □
Pro-R437-S	1 / 400	Silver ■
Pro-R437-B	1 / 400	Black ■



3 Circuits Track System



Model No.	Track length	Shell Material	Colour	Package
Pro-0410-W / Pro-0410-S / Pro-0410-B	1M track actual one meter.(100cm)	Aluminum Extrusion	White <input type="checkbox"/> Silver <input type="checkbox"/> Black <input type="checkbox"/>	1 / 12
Pro-0420-W / Pro-0420-S / Pro-0420-B	2M track actual one meter.(200cm)	Aluminum Extrusion	White <input type="checkbox"/> Silver <input type="checkbox"/> Black <input type="checkbox"/>	1 / 12
Pro-0430-W / Pro-0430-S / Pro-0430-B	3M track actual one meter.(300cm)	Aluminum Extrusion	White <input type="checkbox"/> Silver <input type="checkbox"/> Black <input type="checkbox"/>	1 / 8
Pro-04400-W / Pro-04400-S / Pro-04400-B	4M track actual one meter.(400cm)	Aluminum Extrusion	White <input type="checkbox"/> Silver <input type="checkbox"/> Black <input type="checkbox"/>	1 / 6
Pro-0402-W / Pro-0402-S / Pro-0402-B	2' track actual length 24'	Aluminum Extrusion	White <input type="checkbox"/> Silver <input type="checkbox"/> Black <input type="checkbox"/>	1 / 12
Pro-0404-W / Pro-0404-S / Pro-0404-B	4' track actual length 48'	Aluminum Extrusion	White <input type="checkbox"/> Silver <input type="checkbox"/> Black <input type="checkbox"/>	1 / 12
Pro-0406-W / Pro-0406-S / Pro-0406-B	6' track actual length 72'	Aluminum Extrusion	White <input type="checkbox"/> Silver <input type="checkbox"/> Black <input type="checkbox"/>	1 / 12
Pro-0408-W / Pro-0408-S / Pro-0408-B	8' track actual length 96'	Aluminum Extrusion	White <input type="checkbox"/> Silver <input type="checkbox"/> Black <input type="checkbox"/>	1 / 12



深圳市金瓦特光电有限公司
 www.kwtled.com info@kwtled.com
 Tel : +86-755-86062259 Fax : +86-755-86062219




深圳市金瓦特光电有限公司

www.kwtled.com info@kwtled.com


Tel : +86-755-86062259 Fax : +86-755-86062219

3 Circuits Adaptor




Model No.	Package	Colour
Pro-0440-W	1 / 150	White □
Pro-0440-S	1 / 150	Silver ■
Pro-0440-B	1 / 150	Black ■

3 Circuits Adaptor-ULTRA SLIM




Model No.	Package	Colour
Pro-0440S-W	1 / 150	White □
Pro-0440S-S	1 / 150	Silver ■
Pro-0440S-B	1 / 150	Black ■


3 Circuits Adaptor-SMART



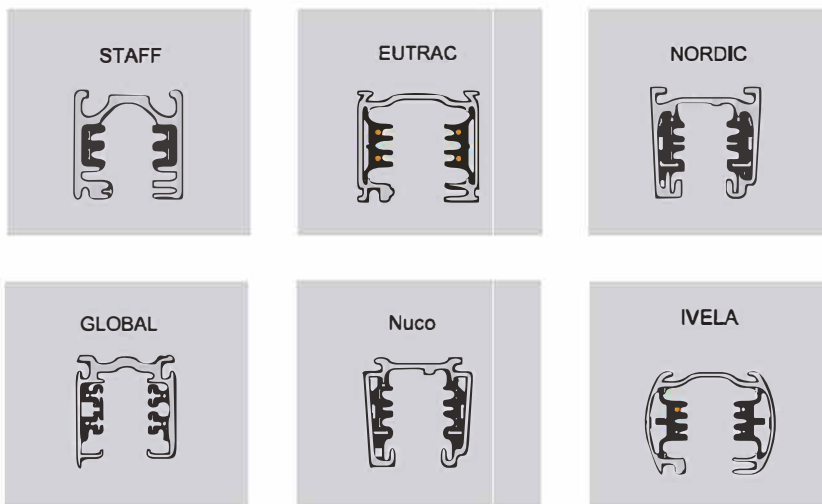
Model No.	Package	Colour
Pro-0490-W	1 / 150	White □
Pro-0490-S	1 / 150	Silver ■
Pro-0490-B	1 / 150	Black ■



3 Circuits Adaptor-SMART



Model No.	Package	Colour
Pro-0222-W	1 / 150	White □
Pro-0222-S	1 / 150	Silver ■
Pro-0222-B	1 / 150	Black ■



KWT[®] 3 circuits track adaptor is universal compatible.

It will work with the following brand track:

GLOBAL, EUTRAC AND OTHER BRANDS

ONE PART ADAPT IT ALL!

KWT[®]


深圳市金瓦特光电有限公司

www.kwtled.com info@kwtled.com

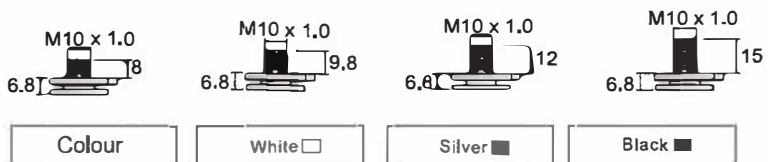
Tel : +86-755-86062259 Fax : +86-755-86062219

Nipple for adaptor

Version 1



Version 2

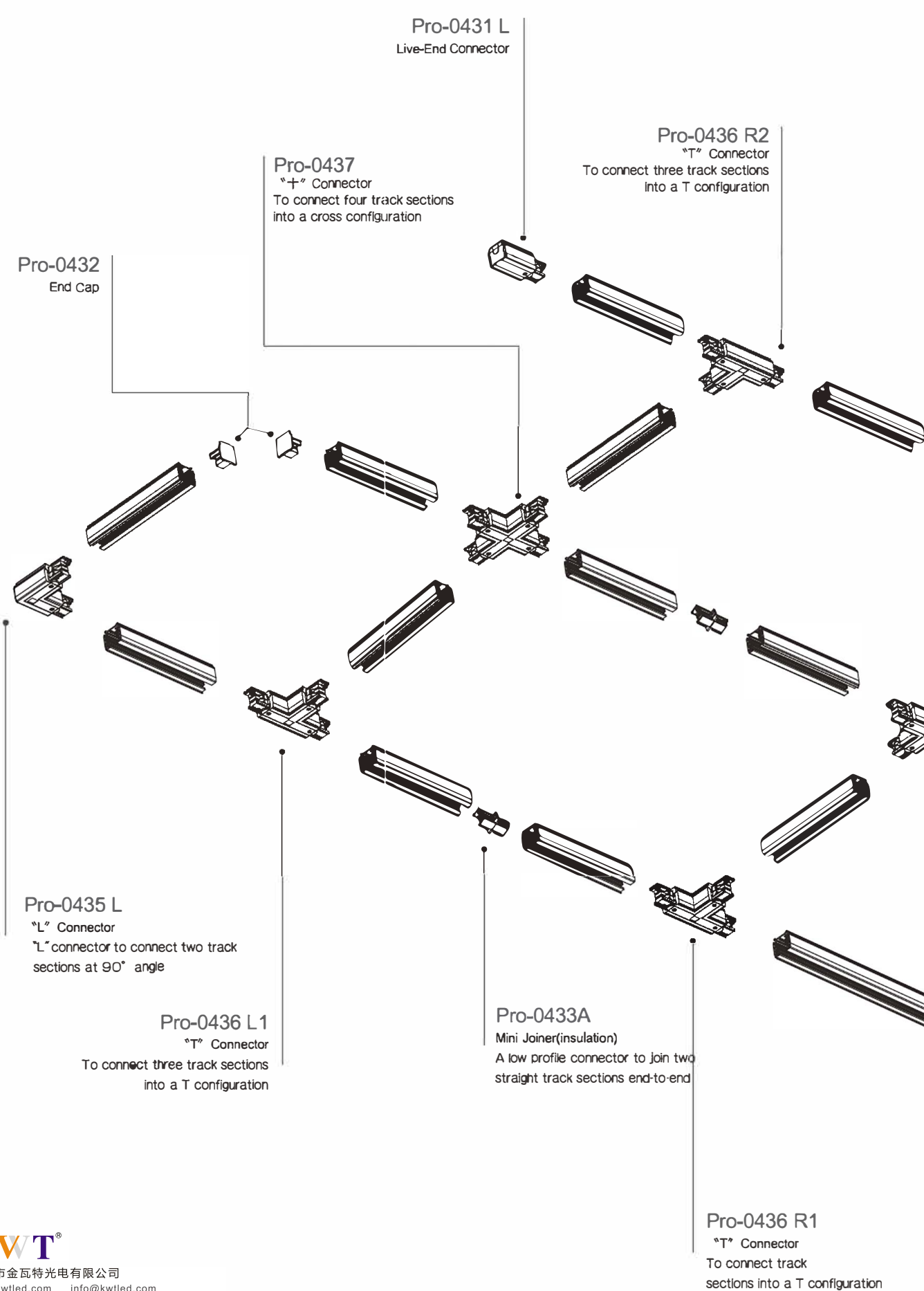


KWT[®]

深圳市金瓦特光电有限公司

www.kwtled.com info@kwtled.com

Tel : +86-755-86062259 Fax : +86-755-86062219



Pro-0431 L
Live-End Connector

Pro-0436 R2
"T" Connector
To connect three track sections
into a T configuration

Pro-0437
"+ " Connector
To connect four track sections
into a cross configuration

Pro-0432
End Cap

Pro-0435 L
"L" Connector
"L" connector to connect two track
sections at 90° angle

Pro-0436 L1
"T" Connector
To connect three track sections
into a T configuration

Pro-0433A
Mini Joiner(insulation)
A low profile connector to join two
straight track sections end-to-end

Pro-0436 R1
"T" Connector
To connect track
sections into a T configuration

KWT[®]
 深圳市金瓦特光电有限公司
 www.kwtled.com info@kwtled.com
 Tel : +86-755-86062259 Fax : +86-755-86062219

Pro-0436 L2

"T" Connector
To connect three track sections into a T configuration

Pro-0431 R
Live-End Connector

Pro-0434
Middle Connector

To connect two track sections end-to-end. It provides a center feed option.

Pro-0435 R
"L" Connector

To connect two track sections at 90° angle

Pro-M435
Adjustable "L" Connector

Pro-0433
Mini Joiner

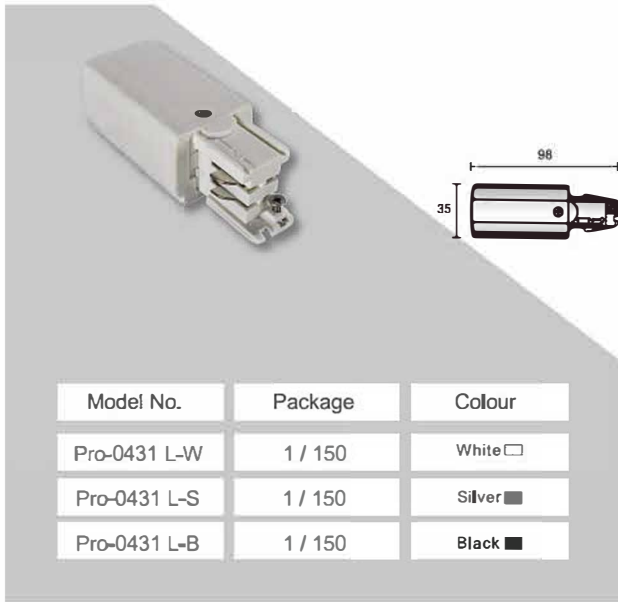
A low profile connector to join two straight track sections end-to-end

Pro-M435
Adjustable "L" Connector

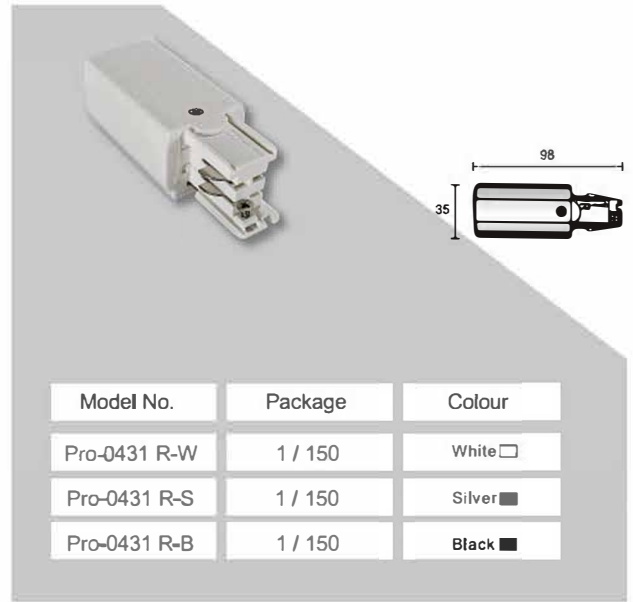
KWT[®]

深圳市金瓦特光电有限公司
www.kwtled.com info@kwtled.com
Tel : +86-755-86062259 Fax : +86-755-86062219

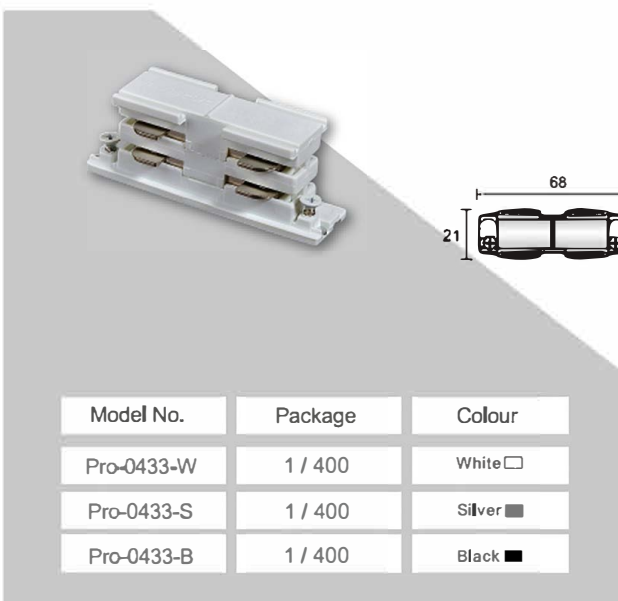
Live-End Connector



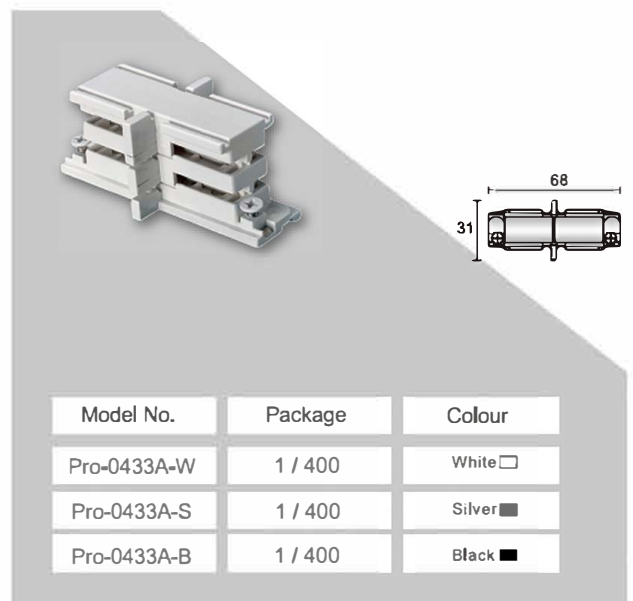
Live-End Connector



Mini Joiner



Mini Joiner(insulation)



KWT[®]

深圳市金瓦特光电有限公司

www.kwtled.com info@kwtled.com

Tel : +86-755-86062259 Fax : +86-755-86062219




深圳市金瓦特光电有限公司

www.kwtled.com info@kwtled.com


Tel : +86-755-86062259 Fax : +86-755-86062219

"L" Connector




Model No.	Package	Colour
Pro-0435 L-W	1 / 154	White □
Pro-0435 L-S	1 / 154	Silver ■
Pro-0435 L-B	1 / 154	Black ■

"L" Connector




Model No.	Package	Colour
Pro-0435 R-W	1 / 154	White □
Pro-0435 R-S	1 / 154	Silver ■
Pro-0435 R-B	1 / 154	Black ■

End Cap




Model No.	Package	Colour
Pro-0432-W	1 / 500	White □
Pro-0432-S	1 / 500	Silver ■
Pro-0432-B	1 / 500	Black ■

Middle Connector




Model No.	Package	Colour
Pro-0434-W	1 / 165	White □
Pro-0434-S	1 / 165	Silver ■
Pro-0434-B	1 / 165	Black ■

"T" Connector




Model No.	Package	Colour
Pro-0436 L1-W	1 / 84	White □
Pro-0436 L1-S	1 / 84	Silver ■
Pro-0436 L1-B	1 / 84	Black ■

"T" Connector




Model No.	Package	Colour
Pro-0436 L2-W	1 / 84	White □
Pro-0436 L2-S	1 / 84	Silver ■
Pro-0436 L2-B	1 / 84	Black ■

"T" Connector




Model No.	Package	Colour
Pro-0436 R1-W	1 / 84	White □
Pro-0436 R1-S	1 / 84	Silver ■
Pro-0436 R1-B	1 / 84	Black ■

"T" Connector



Model No.	Package	Colour
Pro-0436 R2-W	1 / 84	White □
Pro-0436 R2-S	1 / 84	Silver ■
Pro-0436 R2-B	1 / 84	Black ■


Twisted "L" Connector



Technical drawing showing dimensions: 101 (height) and 101 (width).

Model No.	Package	Colour
Pro-M438-W	1 / 154	White □
Pro-M438-S	1 / 154	Silver ■
Pro-M438-B	1 / 154	Black ■


"十" Connector



Technical drawing showing dimensions: 188 (width) and 94 (height).

Model No.	Package	Colour
Pro-0437-W	1 / 60	White □
Pro-0437-S	1 / 60	Silver ■
Pro-0437-B	1 / 60	Black ■


Flexible Connector



Technical drawing showing dimensions: 35 (height) and 248 (length).

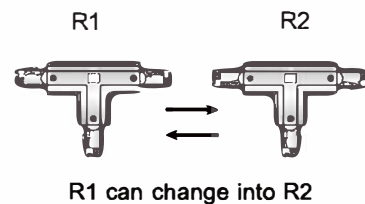

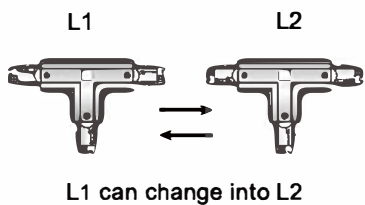
Model No.	Package	Colour
Pro-0439-W	1 / 119	White □
Pro-0439-S	1 / 119	Silver ■
Pro-0439-B	1 / 119	Black ■

Adjustable "L" Connector



Technical drawing showing dimensions: 35 (height) and 228 (length).

Model No.	Package	Colour
Pro-M435-W	1 / 119	White □
Pro-M435-S	1 / 119	Silver ■
Pro-M435-B	1 / 119	Black ■

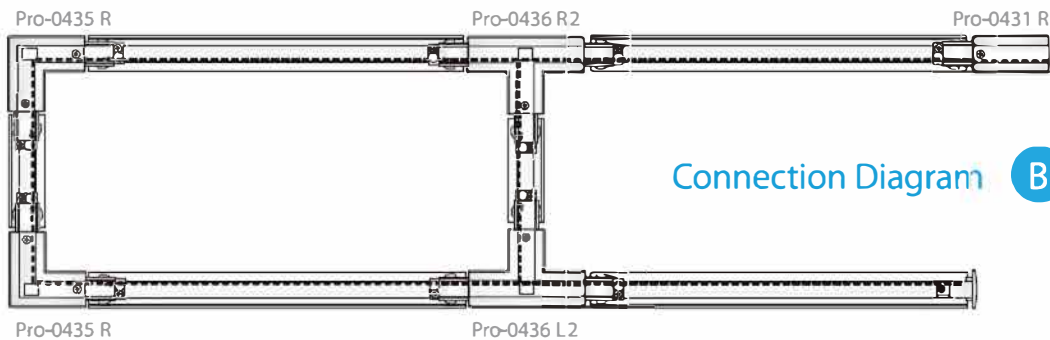
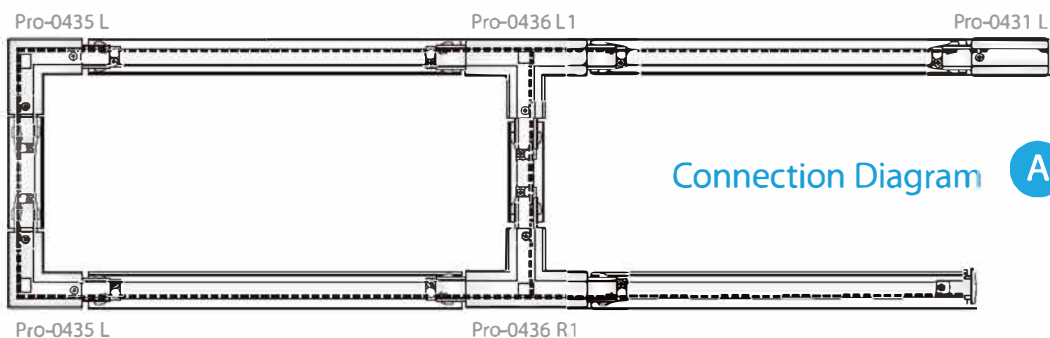


Twisted "L" Connector

Model No.	Package	Colour
Pro-M436 L-W	1 / 84	White □
Pro-M436 L-S	1 / 84	Silver ■
Pro-M436 L-B	1 / 84	Black ■

Twisted "L" Connector

Model No.	Package	Colour
Pro-M436 R-W	1 / 84	White □
Pro-M436 R-S	1 / 84	Silver ■
Pro-M436 R-B	1 / 84	Black ■





深圳市金瓦特光电有限公司
 www.kwtled.com info@kwtled.com
 Tel : +86-755-86062259 Fax : +86-755-86062219

Ceiling mount,EZCLIK suspension kit with ROD

Model No.	Package	Colour
Pro-EZ0447-W	1 / 200	White □
Pro-EZ0447-S	1 / 200	Silver ■
Pro-EZ0447-B	1 / 200	Black ■

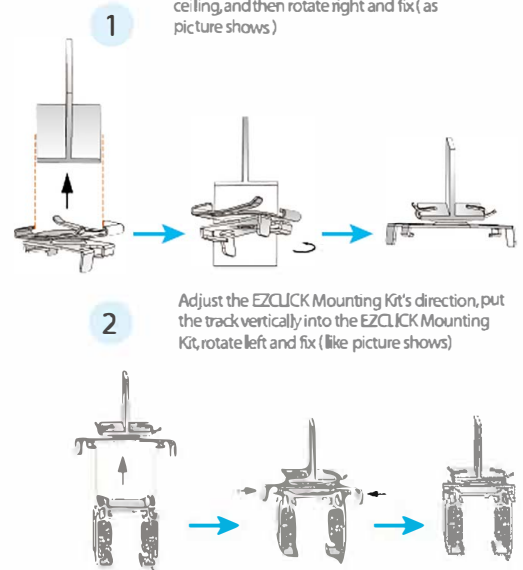
Ceiling mount,EZCLIK suspension kit with wire

Model No.	Package	Colour
Pro-EZ0448-W	1 / 200	White □
Pro-EZ0448-S	1 / 200	Silver ■
Pro-EZ0448-B	1 / 200	Black ■

T-Bar ,EZCLIK mounting kit

Model No.	Package	Colour
Pro-M146T-W	1 / 500	White □
Pro-M146T-S	1 / 500	Silver ■
Pro-M146T-B	1 / 500	Black ■

Suspension Mounting Kits Manual




Ceiling mount,
Reinforcement Plate with suspension wire



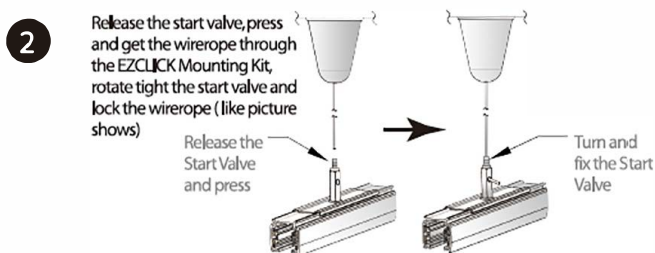
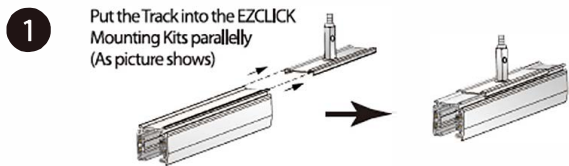
Model No.	Package	Colour
Pro-M147-W	1 / 200	White □
Pro-M147-S	1 / 200	Silver ■
Pro-M147-B	1 / 200	Black ■

Ceiling mount,
Reinforcement Plate with suspension rod

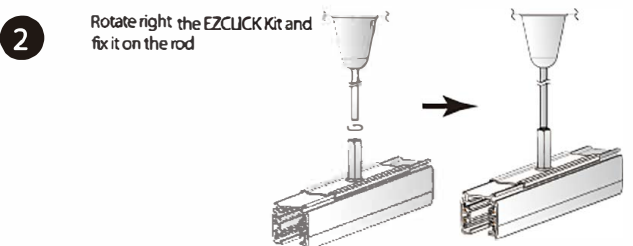
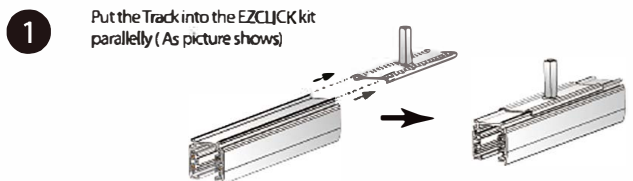


Model No.	Package	Colour
Pro-M148-W	1 / 200	White □
Pro-M148-S	1 / 200	Silver ■
Pro-M148-B	1 / 200	Black ■

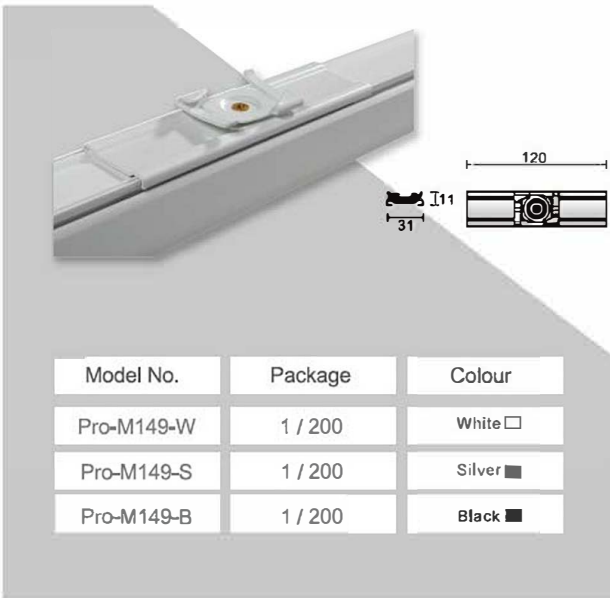
Suspension Mounting Kits Manual



Suspension Mounting Kits Manual

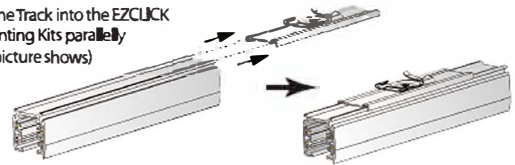


T-Bar ,EZCLIK
with Reinforcement Plate

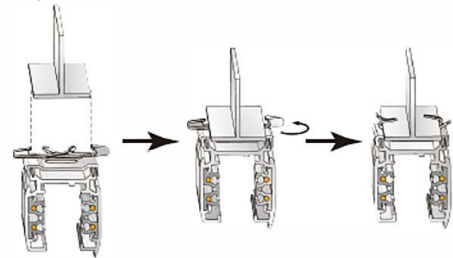


Suspension Mounting Kits Manual

- 1** Put the Track into the EZCLICK Mounting Kits parallelly (As picture shows)



- 2** Adjust the EZCLICK Mounting Kit's direction, put the track vertically into the EZCLICK Mounting Kit, rotate right and fix (like picture shows)




KWT[®]

深圳市金瓦特光电有限公司

www.kwtled.com info@kwtled.com


Tel : +86-755-86062259 Fax : +86-755-86062219

Suspension Clamp for track connection




Model No.	Package	Colour
Pro-0418 SK-W	1 / 100	White □
Pro-0418 SK-S	1 / 100	Silver ■
Pro-0418 SK-B	1 / 100	Black ■

Suspension Hook




Model No.	Package	Colour
Pro-M142-W	1 / 500	White □
Pro-M142-S	1 / 500	Silver ■
Pro-M142-B	1 / 500	Black ■

Mechanical adaptor



Model No.	Package	Colour
Pro-0449-W	1 / 100	White □
Pro-0449-S	1 / 100	Silver ■
Pro-0449-B	1 / 100	Black ■

Suspension kit



Model No.	Package	Colour
Pro-04SK-W	1 / 100	White □
Pro-04SK-S	1 / 100	Silver ■
Pro-04SK-B	1 / 100	Black ■

KWT[®]

深圳市金瓦特光电有限公司

www.kwtled.com info@kwtled.com


Tel : +86-755-86062259 Fax : +86-755-86062219



深圳市金瓦特光电有限公司
www.kwtled.com info@kwtled.com


Tel : +86-755-86062259 Fax : +86-755-86062219

Fixed Monopoint Track Adapter



Model No.	Package	Colour
Pro-C100-W	1 / 50	White □
Pro-C100-S	1 / 50	Silver ■
Pro-C100-B	1 / 50	Black ■

Euro-trac mount electrical outlet

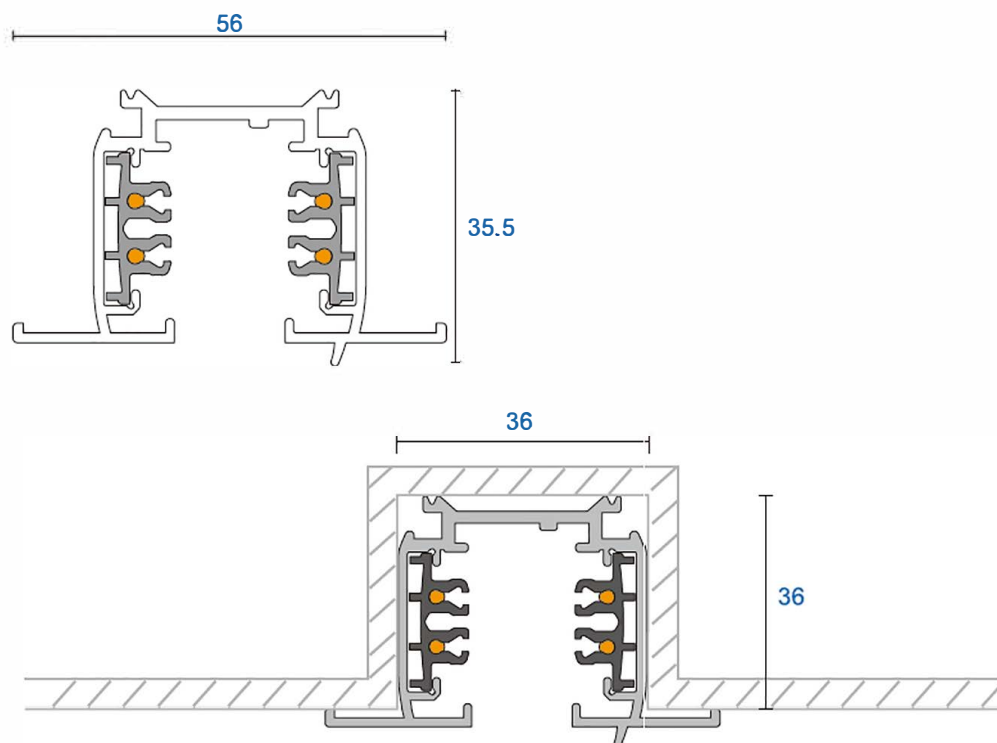


Model No.	Package	Colour
Pro-4230V-W	1 / 50	White □
Pro-4230V-B	1 / 50	Black ■






3 Circuits Recessed Track System




Model No.	Track length	Shell Material	Colour	Package
Pro-R410-W / Pro-R410-S / Pro-R410-B	1M track actual one meter.(100cm)	Aluminum Extrusion	White <input type="checkbox"/> Silver <input type="checkbox"/> Black <input type="checkbox"/>	1 / 9
Pro-R420-W / Pro-R420-S / Pro-R420-B	2M track actual one meter.(200cm)	Aluminum Extrusion	White <input type="checkbox"/> Silver <input type="checkbox"/> Black <input type="checkbox"/>	1 / 9
Pro-R430-W / Pro-R430-S / Pro-R430-B	3M track actual one meter.(300cm)	Aluminum Extrusion	White <input type="checkbox"/> Silver <input type="checkbox"/> Black <input type="checkbox"/>	1 / 6
Pro-R4400-W / Pro-R4400-S / Pro-R4400-B	4M track actual one meter.(400cm)	Aluminum Extrusion	White <input type="checkbox"/> Silver <input type="checkbox"/> Black <input type="checkbox"/>	1 / 6
Pro-R402-W / Pro-R402-S / Pro-R402-B	2' track actual length 24'	Aluminum Extrusion	White <input type="checkbox"/> Silver <input type="checkbox"/> Black <input type="checkbox"/>	1 / 9
Pro-R404-W / Pro-R404-S / Pro-R404-B	4' track actual length 48'	Aluminum Extrusion	White <input type="checkbox"/> Silver <input type="checkbox"/> Black <input type="checkbox"/>	1 / 9
Pro-R406-W / Pro-R406-S / Pro-R406-B	6' track actual length 72'	Aluminum Extrusion	White <input type="checkbox"/> Silver <input type="checkbox"/> Black <input type="checkbox"/>	1 / 9
Pro-R408-W / Pro-R408-S / Pro-R408-B	8' track actual length 96'	Aluminum Extrusion	White <input type="checkbox"/> Silver <input type="checkbox"/> Black <input type="checkbox"/>	1 / 9

Live-end Connector Cover




Model No.	Package	Colour
Pro-R431-W	1 / 500	White □
Pro-R431-S	1 / 500	Silver ■
Pro-R431-B	1 / 500	Black ■

Middle Connector Cover




Model No.	Package	Colour
Pro-R434-W	1 / 400	White □
Pro-R434-S	1 / 400	Silver ■
Pro-R434-B	1 / 400	Black ■

"L" Connector Cover




Model No.	Package	Colour
Pro-R435-W	1 / 400	White □
Pro-R435-S	1 / 400	Silver ■
Pro-R435-B	1 / 400	Black ■

"T" Connector Cover



Model No.	Package	Colour
Pro-R436-W	1 / 400	White □
Pro-R436-S	1 / 400	Silver ■
Pro-R436-B	1 / 400	Black ■

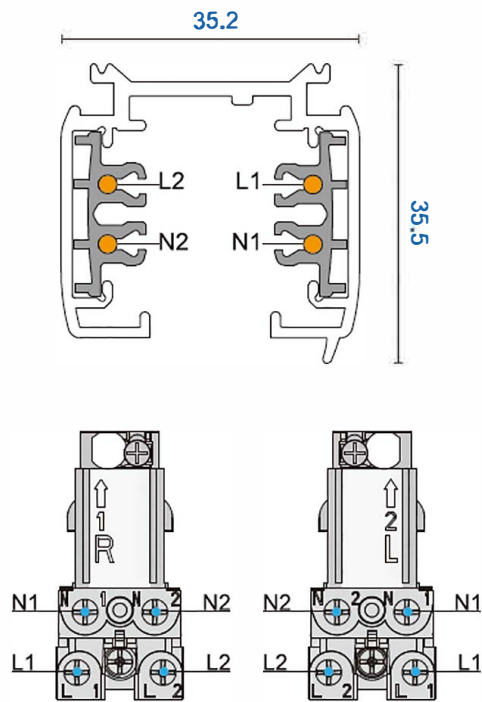
"+" Connector Cover



Model No.	Package	Colour
Pro-R437-W	1 / 400	White □
Pro-R437-S	1 / 400	Silver ■
Pro-R437-B	1 / 400	Black ■



2 Circuits Track System



2 circuits adaptor

Model No.	Package	Colour
Pro-2440-W	1 / 150	White □
Pro-2440-S	1 / 150	Silver ■
Pro-2440-B	1 / 150	Black ■

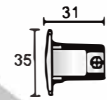
Live-End Connector

Model No.	Package	Colour
Pro-2431 L-W	1 / 150	White □
Pro-2431 L-S	1 / 150	Silver ■
Pro-2431 L-B	1 / 150	Black ■

Live-End Connector

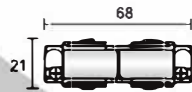
Model No.	Package	Colour
Pro-2431 R-W	1 / 150	White □
Pro-2431 R-S	1 / 150	Silver ■
Pro-2431 R-B	1 / 150	Black ■

End Cap



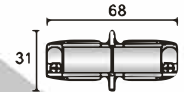
Model No.	Package	Colour
Pro-0432-W	1 / 500	
Pro-0432-S	1 / 500	
Pro-0432-B	1 / 500	

Mini Joiner



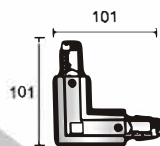
Model No.	Package	Colour
Pro-0433-W	1 / 400	White □
Pro-0433-S	1 / 400	Silver ■
Pro-0433-B	1 / 400	Black ■

Mini Joiner(insulation)



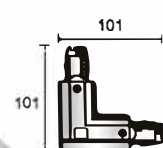
Model No.	Package	Colour
Pro-0433A-W	1 / 400	White □
Pro-0433A-S	1 / 400	Silver ■
Pro-0433A-B	1 / 400	Black ■

"L" Connector




Model No.	Package	Colour
Pro-2435 L-W	1 / 154	White □
Pro-2435 L-S	1 / 154	Silver ■
Pro-2435 L-B	1 / 154	Black ■

"L" Connector




Model No.	Package	Colour
Pro-2435 R-W	1 / 154	White □
Pro-2435 R-S	1 / 154	Silver ■
Pro-2435 R-B	1 / 154	Black ■

"T" Connector




Model No.	Package	Colour
Pro-2436 L1-W	1 / 84	White □
Pro-2436 L1-S	1 / 84	Silver ■
Pro-2436 L1-B	1 / 84	Black ■

"T" Connector




Model No.	Package	Colour
Pro-2436 L2-W	1 / 84	White □
Pro-2436 L2-S	1 / 84	Silver ■
Pro-2436 L2-B	1 / 84	Black ■

"T" Connector




Model No.	Package	Colour
Pro-2436 R1-W	1 / 84	White □
Pro-2436 R1-S	1 / 84	Silver ■
Pro-2436 R1-B	1 / 84	Black ■

"T" Connector



Model No.	Package	Colour
Pro-2436 R2-W	1 / 84	White □
Pro-2436 R2-S	1 / 84	Silver ■
Pro-2436 R2-B	1 / 84	Black ■


Flexible Connector



35
248

Model No.	Package	Colour
Pro-2439-W	1 / 119	White □
Pro-2439-S	1 / 119	Silver ■
Pro-2439-B	1 / 119	Black ■


“+” Connector



166
166

Model No.	Package	Colour
Pro-2437-W	1 / 60	White □
Pro-2437-S	1 / 60	Silver ■
Pro-2437-B	1 / 60	Black ■

Middle Connector



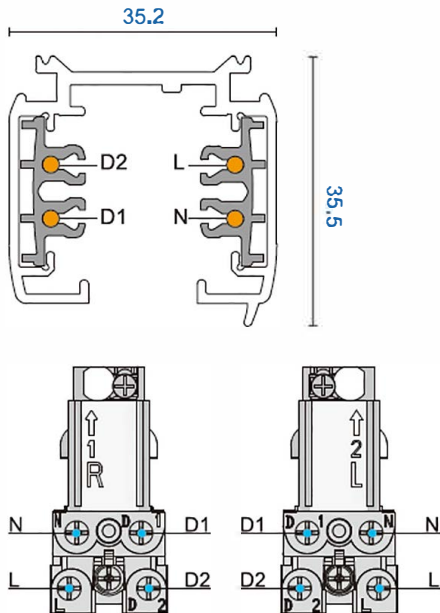
166
35

Model No.	Package	Colour
Pro-2434-W	1 / 165	White □
Pro-2434-S	1 / 165	Silver ■
Pro-2434-B	1 / 165	Black ■

KWT[®]

深圳市金瓦特光电有限公司
www.kwtled.com info@kwtled.com
Tel : +86-755-86062259 Fax : +86-755-86062219

Single Circuit DALI Track System



DALI adaptor



Model No.	Package	Colour
Pro-D480-W	1 / 150	White □
Pro-D480-S	1 / 150	Silver ■
Pro-D480-B	1 / 150	Black ■

Live-End Connector



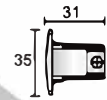
Model No.	Package	Colour
Pro-D431 L-W	1 / 150	White □
Pro-D431 L-S	1 / 150	Silver ■
Pro-D431 L-B	1 / 150	Black ■

Live-End Connector



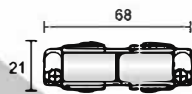
Model No.	Package	Colour
Pro-D431 R-W	1 / 150	White □
Pro-D431 R-S	1 / 150	Silver ■
Pro-D431 R-B	1 / 150	Black ■

End Cap



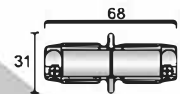
Model No.	Package	Colour
Pro-0432-W	1 / 500	White □
Pro-0432-S	1 / 500	Silver ■
Pro-0432-B	1 / 500	Black ■

Mini Joiner



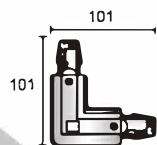
Model No.	Package	Colour
Pro-0433-W	1 / 400	White □
Pro-0433-S	1 / 400	Silver ■
Pro-0433-B	1 / 400	Black ■

Mini Joiner(insulation)



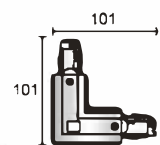
Model No.	Package	Colour
Pro-0433A-W	1 / 400	White □
Pro-0433A-S	1 / 400	Silver ■
Pro-0433A-B	1 / 400	Black ■

"L" Connector




Model No.	Package	Colour
Pro-D435 L-W	1 / 154	White □
Pro-D435 L-S	1 / 154	Silver ■
Pro-D435 L-B	1 / 154	Black ■

"L" Connector




Model No.	Package	Colour
Pro-D435 R-W	1 / 154	White □
Pro-D435 R-S	1 / 154	Silver ■
Pro-D435 R-B	1 / 154	Black ■

"T" Connector




Model No.	Package	Colour
Pro-D436 L1-W	1 / 84	White □
Pro-D436 L1-S	1 / 84	Silver ■
Pro-D436 L1-B	1 / 84	Black ■

"T" Connector




Model No.	Package	Colour
Pro-D436 L2-W	1 / 84	White □
Pro-D436 L2-S	1 / 84	Silver ■
Pro-D436 L2-B	1 / 84	Black ■

"T" Connector



Model No.	Package	Colour
Pro-D436 R1-W	1 / 84	White □
Pro-D436 R1-S	1 / 84	Silver ■
Pro-D436 R1-B	1 / 84	Black ■

"T" Connector



Model No.	Package	Colour
Pro-D436 R2-W	1 / 84	White □
Pro-D436 R2-S	1 / 84	Silver ■
Pro-D436 R2-B	1 / 84	Black ■

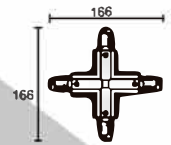

"+" Connector

KWT[®]

深圳市金瓦特光电有限公司

www.kwtled.com info@kwtled.com

Tel : +86-755-86062259 Fax : +86-755-86062219



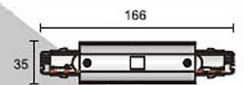
Model No.	Package	Colour
Pro-D437-W	1 / 60	White □
Pro-D437-S	1 / 60	Silver ■
Pro-D437-B	1 / 60	Black ■

Flexible Connector



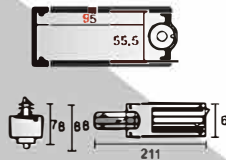
Model No.	Package	Colour
Pro-D439-W	1 / 119	White □
Pro-D439-S	1 / 119	Silver ■
Pro-D439-B	1 / 119	Black ■

Middle Connector



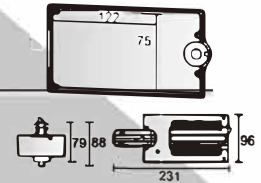

Model No.	Package	Colour
Pro-D434-W	1 / 165	White □
Pro-D434-S	1 / 165	Silver ■
Pro-D434-B	1 / 165	Black ■

DALI Gearbox




Model No.	Package	Colour
Pro-D5001-W	1 / 40	White □
Pro-D5001-S	1 / 40	Silver ■
Pro-D5001-B	1 / 40	Black ■

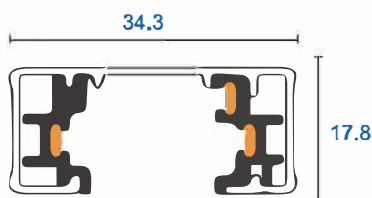
DALI Gearbox



Model No.	Package	Colour
Pro-D5002-W	1 / 40	White □
Pro-D5002-S	1 / 40	Silver ■
Pro-D5002-B	1 / 40	Black ■




Single Circuit Track System



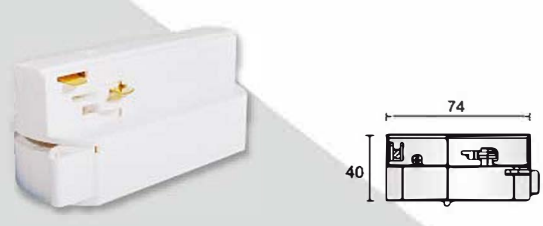
Model No.	Track length	Shell Material	Colour	Package
Pro-0310A	1M track with double end cap.(100cm)	Aluminum Extrusion	White □ Silver ■ Black ■	1 / 12
Pro-0320A	2M track with double end cap.(200cm)	Aluminum Extrusion	White □ Silver ■ Black ■	1 / 12
Pro-0330A	3M track with double end cap.(300cm)	Aluminum Extrusion	White □ Silver ■ Black ■	1 / 9
Pro-03400A	4M track with double end cap.(400cm)	Aluminum Extrusion	White □ Silver ■ Black ■	1 / 9
Pro-0302A	2'track with double end cap actual length24"	Aluminum Extrusion	White □ Silver ■ Black ■	1 / 12
Pro-0304A	4'track with double end cap actual length48"	Aluminum Extrusion	White □ Silver ■ Black ■	1 / 12
Pro-0306A	6'track with double end cap actual length72"	Aluminum Extrusion	White □ Silver ■ Black ■	1 / 12
Pro-0308A	8'track with double end cap actual length96"	Aluminum Extrusion	White □ Silver ■ Black ■	1 / 12
Pro-0310B	1M track with live end & end cap.(100cm)	Aluminum Extrusion	White □ Silver ■ Black ■	1 / 12
Pro-0320B	2M track with live end & end cap.(200cm)	Aluminum Extrusion	White □ Silver ■ Black ■	1 / 12
Pro-0330B	3M track with live end & end cap.(300cm)	Aluminum Extrusion	White □ Silver ■ Black ■	1 / 9
Pro-03400B	4M track with live end & end cap.(400cm)	Aluminum Extrusion	White □ Silver ■ Black ■	1 / 9
Pro-0302B	2'track with live end and end cap actual length24"	Aluminum Extrusion	White □ Silver ■ Black ■	1 / 12
Pro-0304B	4'track with live end and end cap actual length48"	Aluminum Extrusion	White □ Silver ■ Black ■	1 / 12
Pro-0306B	6'track with live end and end cap actual length72"	Aluminum Extrusion	White □ Silver ■ Black ■	1 / 12
Pro-0308B	8'track with live end and end cap actual length96"	Aluminum Extrusion	White □ Silver ■ Black ■	1 / 12
Pro-0310C	1M track with live end & end cap.(100cm)	Aluminum Extrusion	White □ Silver ■ Black ■	1 / 12
Pro-0320C	2M track with live end & end cap.(200cm)	Aluminum Extrusion	White □ Silver ■ Black ■	1 / 12
Pro-0330C	3M track with live end & end cap.(300cm)	Aluminum Extrusion	White □ Silver ■ Black ■	1 / 9
Pro-03400C	4M track with live end & end cap.(400cm)	Aluminum Extrusion	White □ Silver ■ Black ■	1 / 9
Pro-0302C	2'track with live end and end cap actual length24"	Aluminum Extrusion	White □ Silver ■ Black ■	1 / 12
Pro-0304C	4'track with live end and end cap actual length48"	Aluminum Extrusion	White □ Silver ■ Black ■	1 / 12
Pro-0306C	6'track with live end and end cap actual length72"	Aluminum Extrusion	White □ Silver ■ Black ■	1 / 12
Pro-0308C	8'track with live end and end cap actual length96"	Aluminum Extrusion	White □ Silver ■ Black ■	1 / 12

3 wires adaptor Halo compatible




Model No.	Package	Colour
Pro-A340S-W	1 / 150	White □
Pro-A340S-S	1 / 150	Silver ■
Pro-A340S-B	1 / 150	Black ■

3 wires adaptor Halo compatible



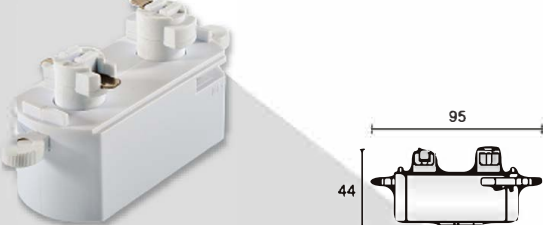
Model No.	Package	Colour
Pro-0340S-W	1 / 150	White □
Pro-0340S-S	1 / 150	Silver ■
Pro-0340S-B	1 / 150	Black ■

3 wires adaptor Halo compatible

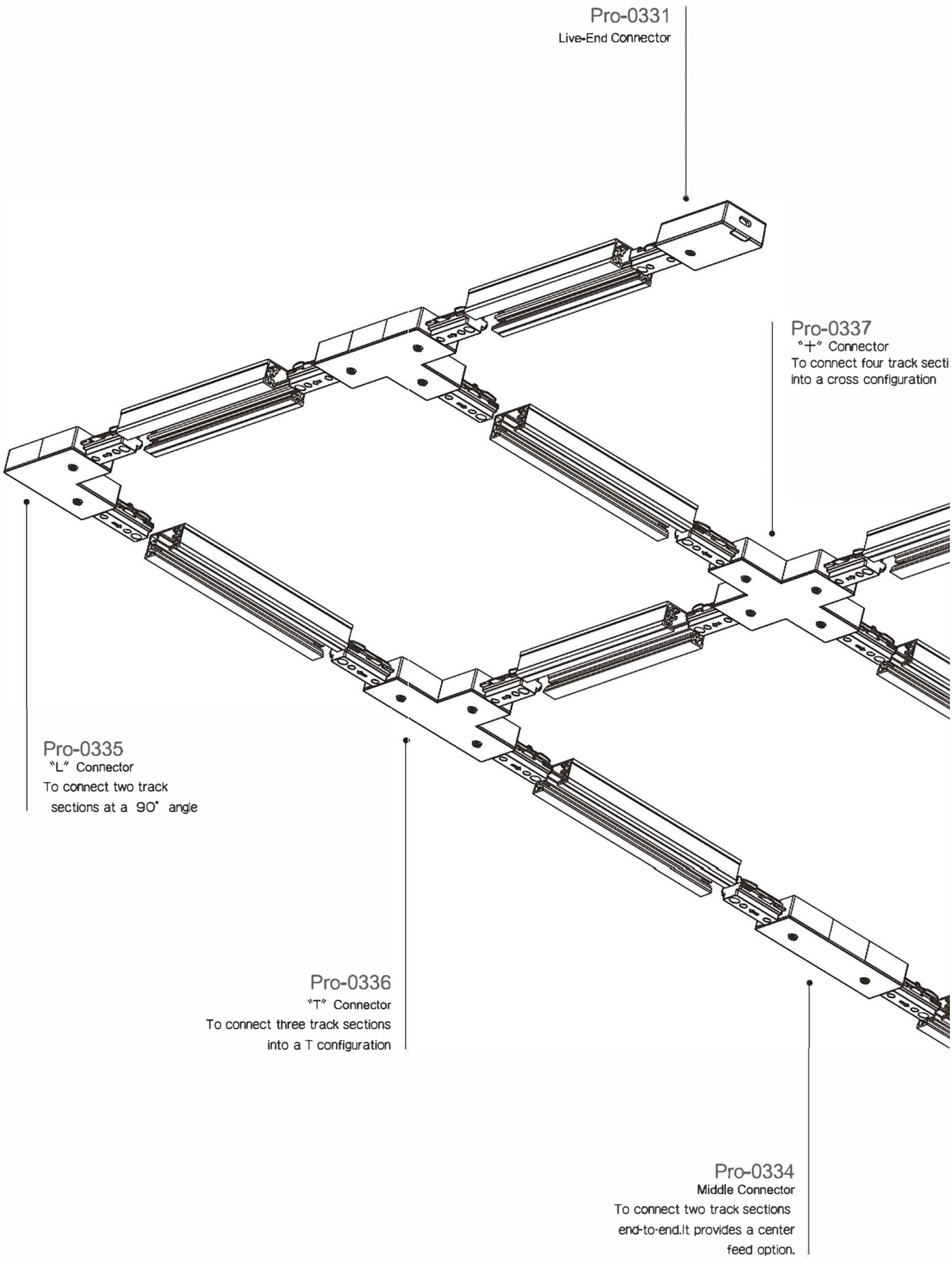


Model No.	Package	Colour
Pro-0340-W	1 / 350	White □
Pro-0340-S	1 / 350	Silver ■
Pro-0340-B	1 / 350	Black ■

3 wires adaptor Halo compatible



Model No.	Package	Colour
Pro-0340L-W	1 / 150	White □
Pro-0340L-S	1 / 150	Silver ■
Pro-0340L-B	1 / 150	Black ■



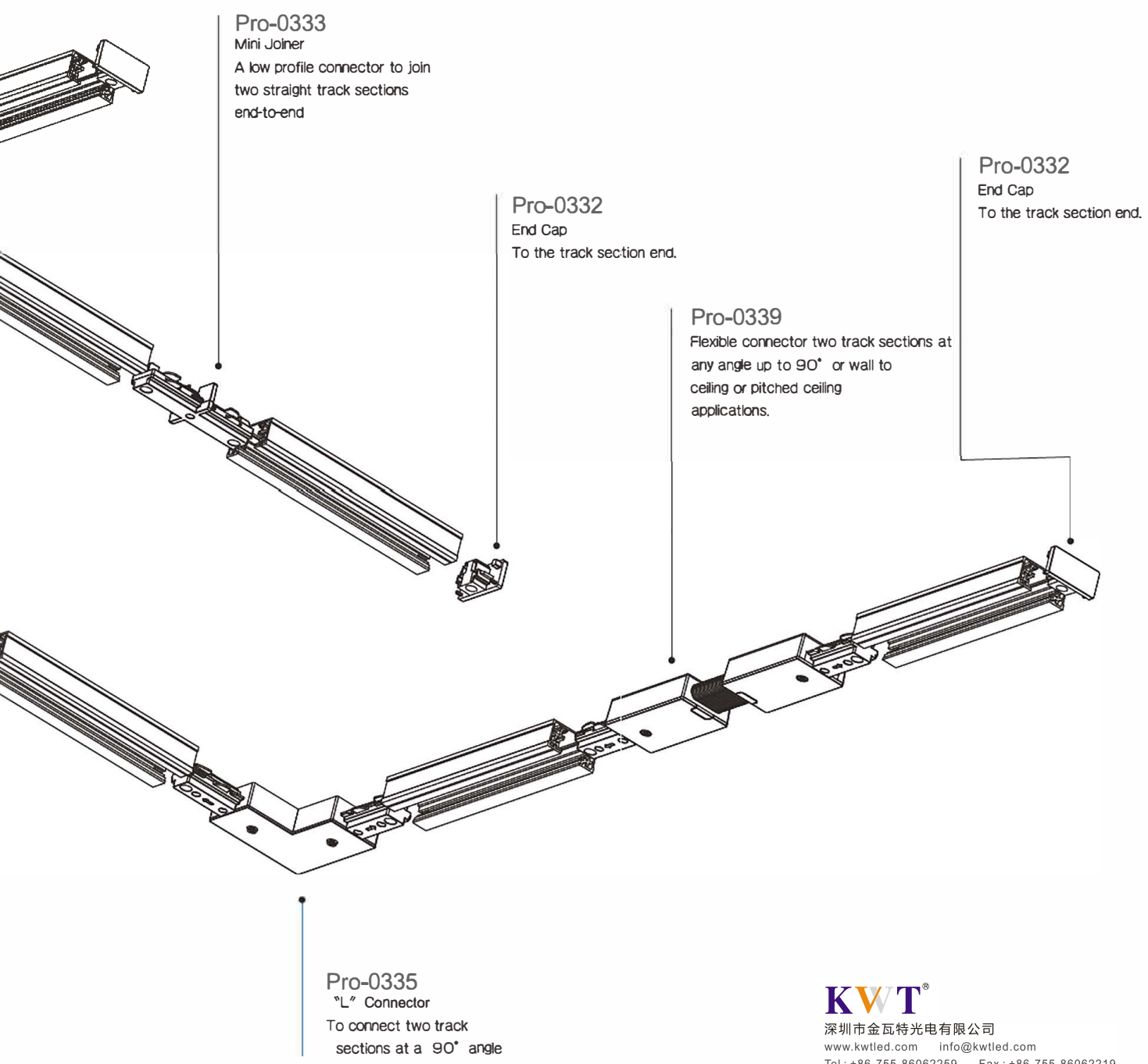
Pro-0331
Live-End Connector

Pro-0337
"+" Connector
To connect four track sections
into a cross configuration

Pro-0335
"L" Connector
To connect two track
sections at a 90° angle

Pro-0336
"T" Connector
To connect three track sections
into a T configuration

Pro-0334
Middle Connector
To connect two track sections
end-to-end. It provides a center
feed option.



Pro-0333
Mini Joiner
A low profile connector to join two straight track sections end-to-end

Pro-0332
End Cap
To the track section end.


Pro-0339
Flexible connector two track sections at any angle up to 90° or wall to ceiling or pitched ceiling applications.

Pro-0332
End Cap
To the track section end.

Pro-0335
'L' Connector
To connect two track sections at a 90° angle


KWT[®]
 深圳市金瓦特光电有限公司
 www.kwtled.com info@kwtled.com
 Tel : +86-755-86062259 Fax : +86-755-86062219

Live-End Connector




Model No.	Package	Colour
Pro-0331-W	1 / 150	White □
Pro-0331-S	1 / 150	Silver ■
Pro-0331-B	1 / 150	Black ■

Mini Joiner




Model No.	Package	Colour
Pro-0333-W	1 / 400	White □
Pro-0333-S	1 / 400	Silver ■
Pro-0333-B	1 / 400	Black ■

Middle Connector



Model No.	Package	Colour
Pro-0334-W	1 / 228	White □
Pro-0334-S	1 / 228	Silver ■
Pro-0334-B	1 / 228	Black ■

"L" Connector



Model No.	Package	Colour
Pro-0335-W	1 / 160	White □
Pro-0335-S	1 / 160	Silver ■
Pro-0335-B	1 / 160	Black ■



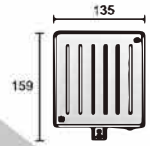
Current limiter

KWT[®]

深圳市金瓦特光电有限公司

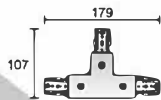
www.kwtled.com info@kwtled.com

Tel : +86-755-86062259 Fax : +86-755-86062219



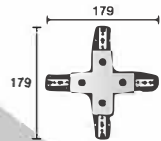

Model No.	Package	Colour
Pro-3001-W	1 / 60	White □
Pro-3001-S	1 / 60	Silver ■
Pro-3001-B	1 / 60	Black ■

"T" Connector




Model No.	Package	Colour
Pro-0336-W	1 / 108	White □
Pro-0336-S	1 / 108	Silver ■
Pro-0336-B	1 / 108	Black ■

"+" Connector



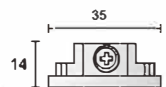
Model No.	Package	Colour
Pro-0337-W	1 / 60	White □
Pro-0337-S	1 / 60	Silver ■
Pro-0337-B	1 / 60	Black ■

Flexible connector



Model No.	Package	Colour
Pro-0339-W	1 / 60	White □
Pro-0339-S	1 / 60	Silver ■
Pro-0339-B	1 / 60	Black ■

End Cap




Model No.	Package	Colour
Pro-0332-W	1 / 1000	White □
Pro-0332-S	1 / 1000	Silver ■
Pro-0332-B	1 / 1000	Black ■




深圳市金瓦特光电有限公司
 www.kwtled.com info@kwtled.com
 Tel: +86-755-86062259 Fax: +86-755-86062219

Floating canopy




Model No.	Package	Colour
Pro-0341-W	1 / 60	White □
Pro-0341-S	1 / 60	Silver ■
Pro-0341-B	1 / 60	Black ■

Outlet box cover



Model No.	Package	Colour
Pro-0342-W	1 / 200	White □
Pro-0342-S	1 / 200	Silver ■
Pro-0342-B	1 / 200	Black ■

Monopoint



Model No.	Package	Colour
Pro-0343-W	1 / 200	White □
Pro-0343-S	1 / 200	Silver ■
Pro-0343-B	1 / 200	Black ■

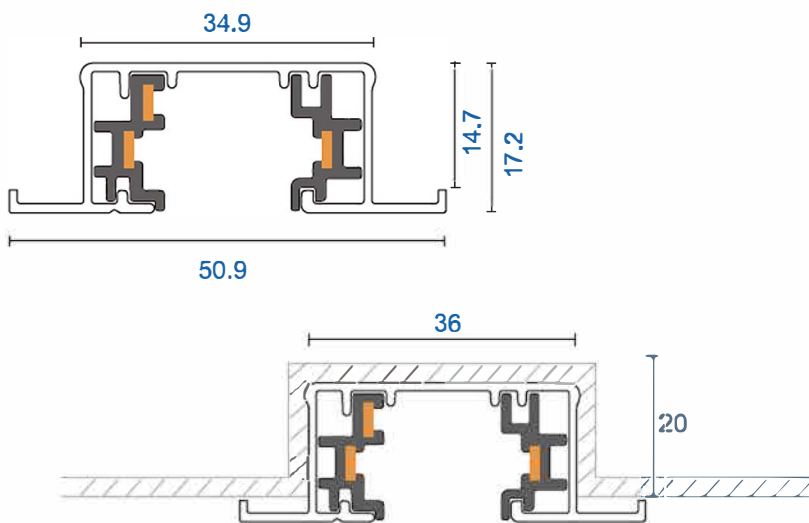
Suspension kit



Model No.	Package	Colour
Pro-0348-W	1 / 500	White □
Pro-0348-S	1 / 500	Silver ■
Pro-0348-B	1 / 500	Black ■



Single Circuit Recessed Track System



Model No.	Track length	Shell Material	Colour	Package
Pro-R310A	1M track with double end cap.(100cm)	Aluminum Extrusion	White <input type="checkbox"/> Silver <input type="checkbox"/> Black <input type="checkbox"/>	1 / 12
Pro-R320A	2M track with double end cap.(200cm)	Aluminum Extrusion	White <input type="checkbox"/> Silver <input type="checkbox"/> Black <input type="checkbox"/>	1 / 12
Pro-R330A	3M track with double end cap.(300cm)	Aluminum Extrusion	White <input type="checkbox"/> Silver <input type="checkbox"/> Black <input type="checkbox"/>	1 / 12
Pro-R3400A	4M track with double end cap.(400cm)	Aluminum Extrusion	White <input type="checkbox"/> Silver <input type="checkbox"/> Black <input type="checkbox"/>	1 / 9
Pro-R302A	2'track with double end cap actual length24"	Aluminum Extrusion	White <input type="checkbox"/> Silver <input type="checkbox"/> Black <input type="checkbox"/>	1 / 12
Pro-R304A	4'track with double end cap actual length48"	Aluminum Extrusion	White <input type="checkbox"/> Silver <input type="checkbox"/> Black <input type="checkbox"/>	1 / 12
Pro-R306A	6'track with double end cap actual length72"	Aluminum Extrusion	White <input type="checkbox"/> Silver <input type="checkbox"/> Black <input type="checkbox"/>	1 / 12
Pro-R308A	8'track with double end cap actual length96"	Aluminum Extrusion	White <input type="checkbox"/> Silver <input type="checkbox"/> Black <input type="checkbox"/>	1 / 12
Pro-R310B	1M track with live end & end cap.(100cm)	Aluminum Extrusion	White <input type="checkbox"/> Silver <input type="checkbox"/> Black <input type="checkbox"/>	1 / 12
Pro-R320B	2M track with live end & end cap.(200cm)	Aluminum Extrusion	White <input type="checkbox"/> Silver <input type="checkbox"/> Black <input type="checkbox"/>	1 / 12
Pro-R330B	3M track with live end & end cap.(300cm)	Aluminum Extrusion	White <input type="checkbox"/> Silver <input type="checkbox"/> Black <input type="checkbox"/>	1 / 12
Pro-R3400B	4M track with live end & end cap.(400cm)	Aluminum Extrusion	White <input type="checkbox"/> Silver <input type="checkbox"/> Black <input type="checkbox"/>	1 / 9
Pro-R302B	2'track with live end and end cap actual length24"	Aluminum Extrusion	White <input type="checkbox"/> Silver <input type="checkbox"/> Black <input type="checkbox"/>	1 / 12
Pro-R304B	4'track with live end and end cap actual length48"	Aluminum Extrusion	White <input type="checkbox"/> Silver <input type="checkbox"/> Black <input type="checkbox"/>	1 / 12
Pro-R306B	6'track with live end and end cap actual length72"	Aluminum Extrusion	White <input type="checkbox"/> Silver <input type="checkbox"/> Black <input type="checkbox"/>	1 / 12
Pro-R308B	8'track with live end and end cap actual length96"	Aluminum Extrusion	White <input type="checkbox"/> Silver <input type="checkbox"/> Black <input type="checkbox"/>	1 / 12

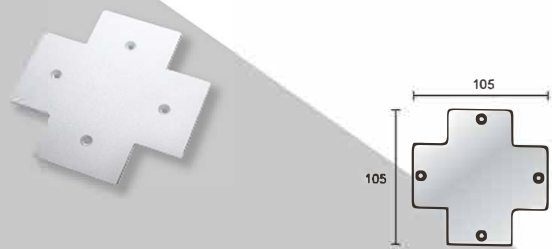
"+" Connector Cover

KWT[®]

深圳市金瓦特光电有限公司


www.kwtled.com info@kwtled.com

Tel : +86-755-86062259 Fax : +86-755-86062219




Model No.	Package	Colour
Pro-R337-W	1 / 400	White □
Pro-R337-S	1 / 400	Silver ■
Pro-R337-B	1 / 400	Black ■

Live-end Connector Cover




Model No.	Package	Colour
Pro-R331-W	1 / 500	White □
Pro-R331-S	1 / 500	Silver ■
Pro-R331-B	1 / 500	Black ■

Middle Connector Cover




Model No.	Package	Colour
Pro-R334-W	1 / 400	White □
Pro-R334-S	1 / 400	Silver ■
Pro-R334-B	1 / 400	Black ■

"L" Connector Cover



Model No.	Package	Colour
Pro-R335-W	1 / 400	White □
Pro-R335-S	1 / 400	Silver ■
Pro-R335-B	1 / 400	Black ■

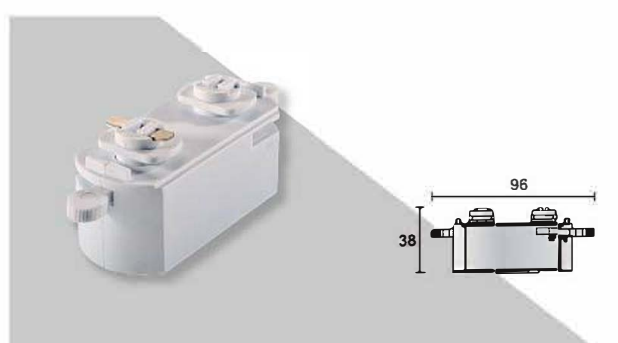
"T" Connector Cover



Model No.	Package	Colour
Pro-R336-W	1 / 400	White □
Pro-R336-S	1 / 400	Silver ■
Pro-R336-B	1 / 400	Black ■

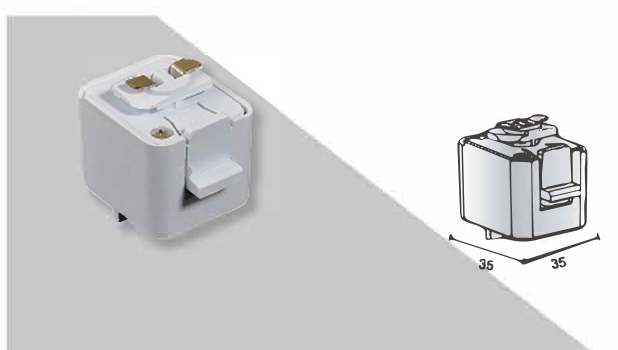
2 Wires adaptor

2 Wires adaptor Lightolier compatible




Model No.	Package	Colour
Pro-0240L-W	1 / 150	White □
Pro-0240L-S	1 / 150	Silver ■
Pro-0240L-B	1 / 150	Black ■

2 Wires adaptor Lightolier compatible



Model No.	Package	Colour
Pro-0240-W	1 / 350	White □
Pro-0240-S	1 / 350	Silver ■
Pro-0240-B	1 / 350	Black ■

2 Wires adaptor Juno compatible




Model No.	Package	Colour
Pro-0240J-W	1 / 350	White □
Pro-0240J-S	1 / 350	Silver ■
Pro-0240J-B	1 / 350	Black ■

KWT[®]

深圳市金瓦特光电有限公司

www.kwtled.com info@kwtled.com

Tel : +86-755-86062259 Fax : +86-755-86062219



12V Low Voltage Track System



Model No.	Track length	Shell Material	Colour	Package
Pro-0110-W / Pro-0110-S / Pro-0110-B	1M track actual one meter.(100cm)	Aluminum Extrusion	White □ Silver ■ Black ■	1 / 20
Pro-0120-W / Pro-0120-S / Pro-0120-B	2M track actual one meter.(200cm)	Aluminum Extrusion	White □ Silver ■ Black ■	1 / 20
Pro-0130-W / Pro-0130-S / Pro-0130-B	4M track actual one meter.(400cm)	Aluminum Extrusion	White □ Silver ■ Black ■	1 / 10

Pro-0139

Flexible connector two track sections at any angle up to 90° or wall to ceiling or pitched ceiling applications.

Pro-0134B

Mini Joiner(insulation)
A low profile connector to join two straight track sections end-to-end

Pro-0132

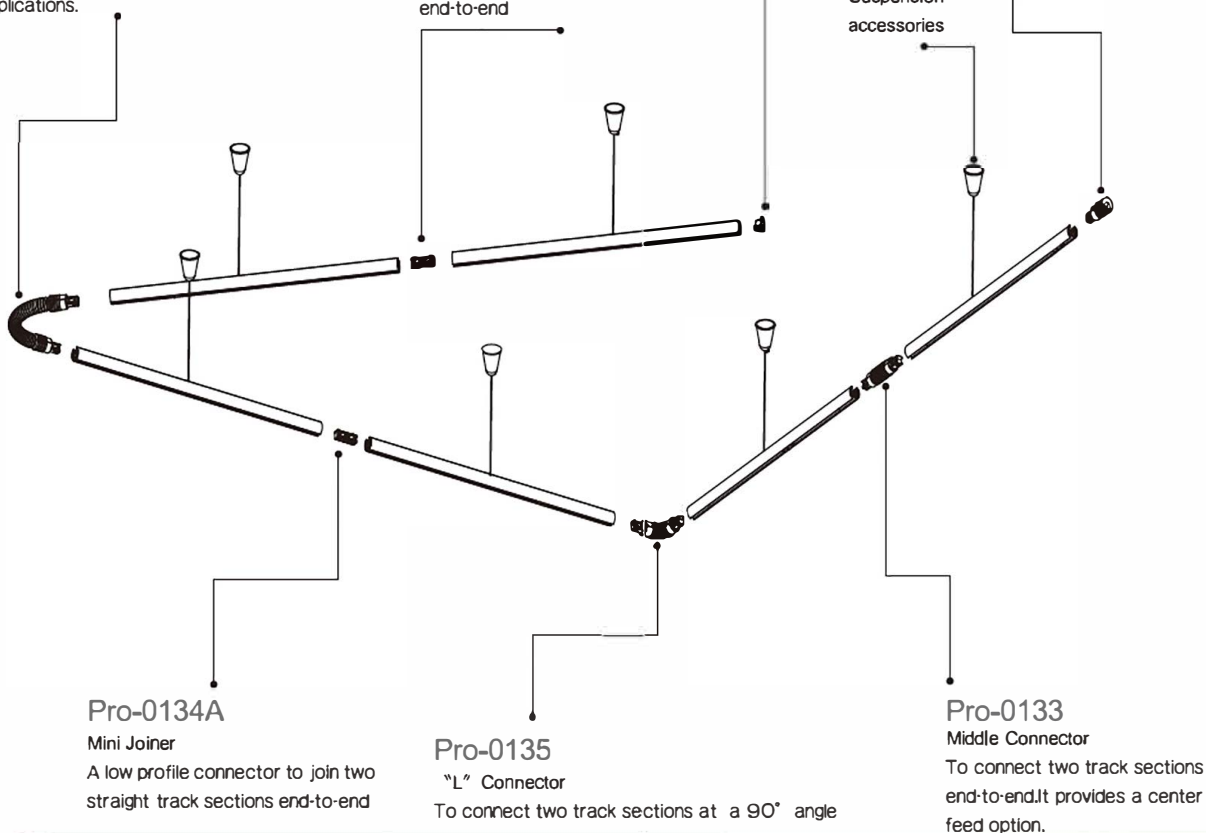
End Cap
To the track section end.

Pro-0131

Live-End Connector

Pro-01SK

Suspension accessories



Pro-0134A

Mini Joiner
A low profile connector to join two straight track sections end-to-end


Pro-0135

"L" Connector
To connect two track sections at a 90° angle

Pro-0133


Middle Connector
To connect two track sections end-to-end.It provides a center feed option.

Low Voltage track adapter with driver




Model No.	Colour	Input Voltage	Input Current	Output Voltage	Output Current
Pro-B0010-W	White □	12VDC	1.2ADC	42VDC	280mA
Pro-B0010-S	Silver ■	12VDC	1.2ADC	42VDC	280mA
Pro-B0010-B	Black ■	12VDC	1.2ADC	42VDC	280mA

Live-End Connector




Model No.	Package	Colour
Pro-0131-W	1 / 500	White □
Pro-0131-S	1 / 500	Silver ■
Pro-0131-B	1 / 500	Black ■

End cap




Model No.	Package	Colour
Pro-0132-W	1 / 500	White □
Pro-0132-S	1 / 500	Silver ■
Pro-0132-B	1 / 500	Black ■

Middle Connector




Model No.	Package	Colour
Pro-0133-W	1 / 200	White □
Pro-0133-S	1 / 200	Silver ■
Pro-0133-B	1 / 200	Black ■

Mini Joiner




Model No.	Package	Colour
Pro-0134A-W	1 / 400	White □
Pro-0134A-S	1 / 400	Silver ■
Pro-0134A-B	1 / 400	Black ■

Mini Joiner(insulation)




Model No.	Package	Colour
Pro-0134B-W	1 / 400	White <input type="checkbox"/>
Pro-0134B-S	1 / 400	Silver <input checked="" type="checkbox"/>
Pro-0134B-B	1 / 400	Black <input checked="" type="checkbox"/>

"L" Connector



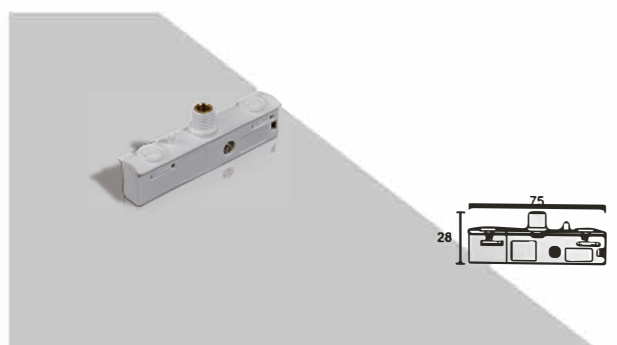
Model No.	Package	Colour
Pro-0135-W	1 / 500	White <input type="checkbox"/>
Pro-0135-S	1 / 500	Silver <input checked="" type="checkbox"/>
Pro-0135-B	1 / 500	Black <input checked="" type="checkbox"/>

Pendant adaptor



Model No.	Package	Colour
Pro-0140B-W	1 / 500	White <input type="checkbox"/>
Pro-0140B-S	1 / 500	Silver <input checked="" type="checkbox"/>
Pro-0140B-B	1 / 500	Black <input checked="" type="checkbox"/>

Pendant adaptor



Model No.	Package	Colour
Pro-0140A-W	1 / 500	White <input type="checkbox"/>
Pro-0140A-S	1 / 500	Silver <input checked="" type="checkbox"/>
Pro-0140A-B	1 / 500	Black <input checked="" type="checkbox"/>

KWT[®]

深圳市金瓦特光电有限公司

www.kwtled.com info@kwtled.com

Tel : +86-755-86062259 Fax : +86-755-86062219

Flexible connector




Model No.	Package	Colour
Pro-0139-W	1 / 150	White <input type="checkbox"/>
Pro-0139-S	1 / 150	Silver <input type="checkbox"/>
Pro-0139-B	1 / 150	Black <input type="checkbox"/>

Suspension accessories



Model No.	Package	Colour
Pro-01SK-W	1 / 200	White <input type="checkbox"/>
Pro-01SK-S	1 / 200	Silver <input type="checkbox"/>
Pro-01SK-B	1 / 200	Black <input type="checkbox"/>

Suspension kit



Model No.	Package	Colour
Pro-MK-W	1 / 200	White <input type="checkbox"/>
Pro-MK-S	1 / 200	Silver <input type="checkbox"/>
Pro-MK-B	1 / 200	Black <input type="checkbox"/>

KWT[®]

深圳市金瓦特光电有限公司
 www.kwtled.com info@kwtled.com
 Tel : +86-755-86062259 Fax : +86-755-86062219



3 circuits Gearbox

3 circuits track adaptor with gearbox

adaptable for 20/35 watt HID ballast or LED driver polycarbonate housing

Model No.	Package	Colour
Pro-B5001-W	1 / 40	White □
Pro-B5001-S	1 / 40	Silver ■
Pro-B5001-B	1 / 40	Black ■

3 circuits track adaptor with gearbox

adaptable for 35/70 watt HID ballast or LED driver polycarbonate housing

Model No.	Package	Colour
Pro-B5002-W	1 / 40	White □
Pro-B5002-S	1 / 40	Silver ■
Pro-B5002-B	1 / 40	Black ■

3 circuits track adaptor with gearbox

adaptable for 20/35 watt HID ballast or LED driver polycarbonate housing

Model No.	Package	Colour
Pro-B5011-W	1 / 40	White □
Pro-B5011-S	1 / 40	Silver ■
Pro-B5011-B	1 / 40	Black ■

3 circuits track adaptor with gearbox

adaptable for 35/70 watt HID ballast or LED driver polycarbonate housing

Model No.	Package	Colour
Pro-B5012-W	1 / 40	White □
Pro-B5012-S	1 / 40	Silver ■
Pro-B5012-B	1 / 40	Black ■



3 circuits track adaptor with gearbox

Model No.	Package	Colour
Pro-B5222-W	1 / 40	White □
Pro-B5222-S	1 / 40	Silver ■
Pro-B5222-B	1 / 40	Black ■

3 circuits track adaptor with gearbox

3 circuits track adaptor with gearbox(Die cast aluminum bottom cover); adaptable for 35/70 watt HID ballast or LED driver, bottom cover housing made of Die cast aluminum.

Model No.	Package	Colour
Pro-B5002M-W	1 / 40	White □
Pro-B5002M-S	1 / 40	Silver ■
Pro-B5002M-B	1 / 40	Black ■

KWT[®]

深圳市金瓦特光电有限公司

www.kwtled.com info@kwtled.com

Tel : +86-755-86062259 Fax : +86-755-86062219



3 Wires Gearbox

型號	包裝	顏色
Pro-B5340S-W	1 / 40	白 □
Pro-B5340S-S	1 / 40	銀灰 ■
Pro-B5340S-B	1 / 40	黑 ■

3 wires track adaptor with gearbox

3 wires track adaptor with gearbox

3 wires track adaptor with gearbox

Model No.	Package	Colour
Pro-B50030-W	1 / 150	White □
Pro-B50030-S	1 / 150	Silver ■
Pro-B50030-B	1 / 150	Black ■

adaptable for 20/35 watt HID ballast or LED driver polycarbonate housing

Model No.	Package	Colour
Pro-B50031-W	1 / 40	White □
Pro-B50031-S	1 / 40	Silver ■
Pro-B50031-B	1 / 40	Black ■

3 wires track adaptor with gearbox

3 wires track adaptor with gearbox

adaptable for 35/70 watt HID ballast or LED driver polycarbonate housing

Model No.	Package	Colour
Pro-B5032-W	1 / 40	White □
Pro-B5032-S	1 / 40	Silver ■
Pro-B5032-B	1 / 40	Black ■

3 wires track adaptor with gearbox (Die cast aluminum bottom cover); adaptable for 35/70 watt HID ballast or LED driver, bottom cover housing made of Die cast aluminum.

Model No.	Package	Colour
Pro-B5032M-W	1 / 40	White □
Pro-B5032M-S	1 / 40	Silver ■
Pro-B5032M-B	1 / 40	Black ■

2 Wires Gearbox



2 wires track adaptor with gearbox

adaptable for 20/35 watt HID ballast or LED driver polycarbonate housing

Model No.	Package	Colour
Pro-B50021-W	1 / 40	White □
Pro-B50021-S	1 / 40	Silver ■
Pro-B50021-B	1 / 40	Black ■

2 wires track adaptor with gearbox

adaptable for 35/70 watt HID ballast or LED driver polycarbonate housing

Model No.	Package	Colour
Pro-B50022-W	1 / 40	White □
Pro-B50022-S	1 / 40	Silver ■
Pro-B50022-B	1 / 40	Black ■

2 wires track adaptor with gearbox

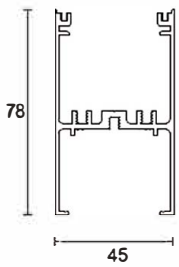
2 wires track adaptor with gearbox Die cast aluminum bottom cover); adaptable for 35/70 watt HID ballast or LED driver; bottom cover housing made of Die cast aluminum.

Model No.	Package	Colour
Pro-B5022M-W	1 / 40	White □
Pro-B5022M-S	1 / 40	Silver ■
Pro-B5022M-B	1 / 40	Black ■

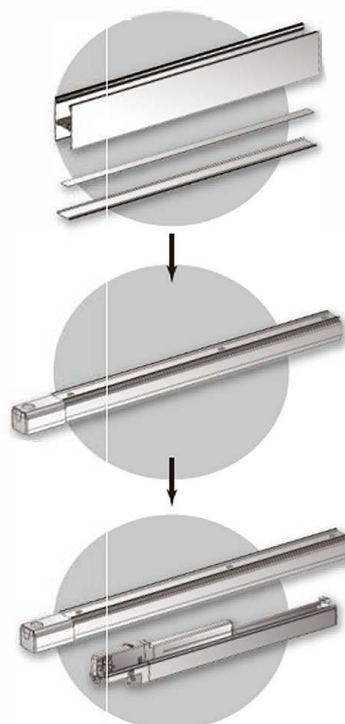
KWT[®]

深圳市金瓦特光电有限公司
 www.kwtled.com info@kwtled.com
 Tel: +86-755-86062259 Fax: +86-755-86062219

Multi function Aluminum "H" profile



Model No.	Colour
Pro-H0200-A	Anodized
Pro-H0200-B	Black
Pro-H0200-G	Gray
Pro-H0200-W	White
Pro-H0300-A	Anodized
Pro-H0300-B	Black
Pro-H0300-G	Gray
Pro-H0300-W	White
Pro-H0400-A	Anodized
Pro-H0400-B	Black
Pro-H0400-G	Gray
Pro-H0400-W	White



- Aluminum "H" profile
- Strip LED
- Diffuser Shade


- 3 Circuits Track

- 3 Circuits Track
- LED linear Light

KWT[®]

深圳市金瓦特光电有限公司
 www.kwtled.com info@kwtled.com
 Tel : +86-755-86062259 Fax : +86-755-86062219

End Cap




Model No.	Package	Colour
Pro-0045-A	1 / 500	Anodized <input type="checkbox"/>
Pro-0045-B	1 / 500	Black <input checked="" type="checkbox"/>
Pro-0045-G	1 / 500	Gray <input checked="" type="checkbox"/>
Pro-0045-W	1 / 500	White <input type="checkbox"/>

EZClick




Model No.	Package	Colour
Pro-0146-A	1 / 400	Anodized <input type="checkbox"/>
Pro-0146-B	1 / 400	Black <input checked="" type="checkbox"/>
Pro-0146-G	1 / 400	Gray <input checked="" type="checkbox"/>
Pro-0146-W	1 / 400	White <input type="checkbox"/>

Suspension Wire Kit



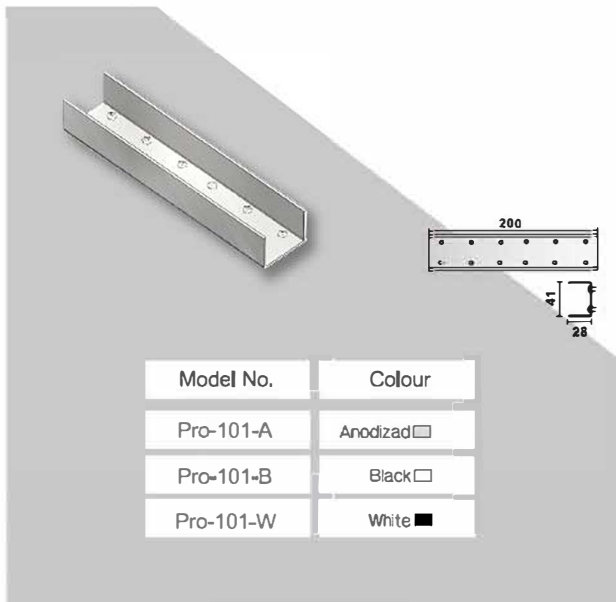
Model No.	Package	Colour
Pro-0147-A	1 / 200	Anodized <input type="checkbox"/>
Pro-0147-B	1 / 200	Black <input checked="" type="checkbox"/>
Pro-0147-G	1 / 200	Gray <input checked="" type="checkbox"/>
Pro-0147-W	1 / 200	White <input type="checkbox"/>

Suspension Rod Kit

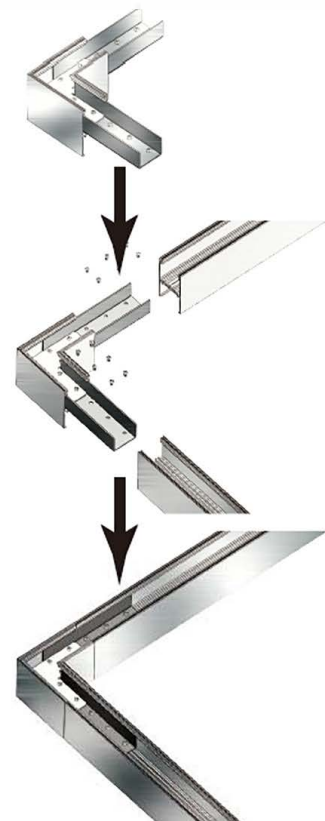
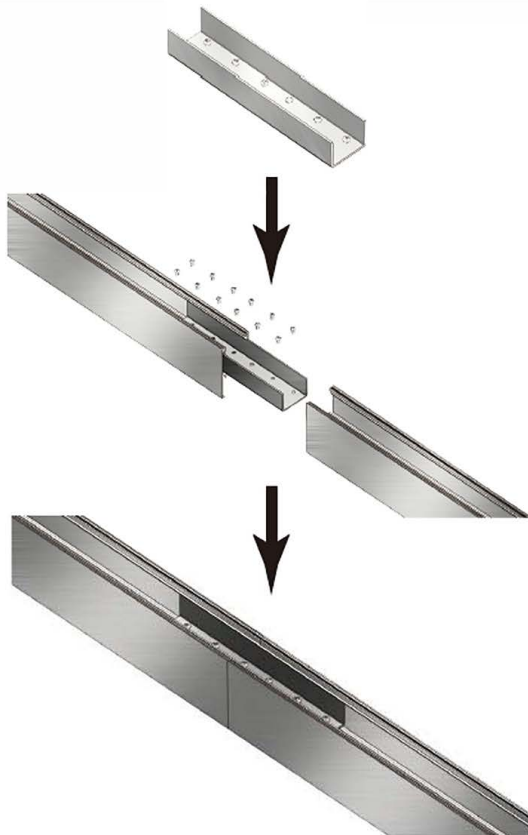
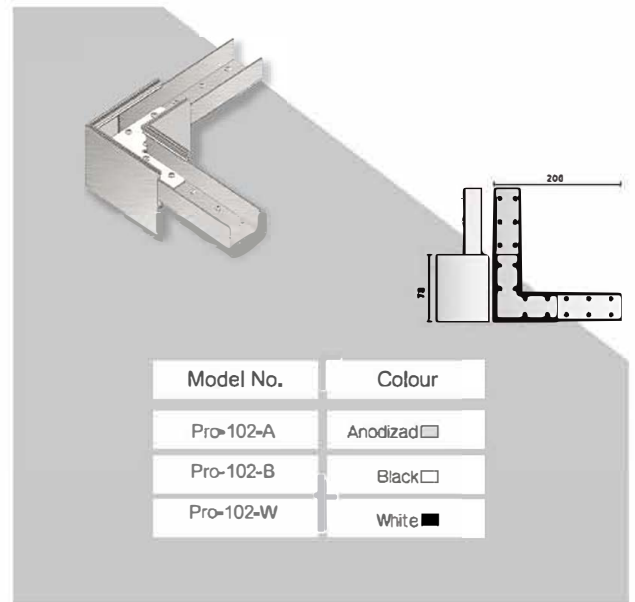


Model No.	Package	Colour
Pro-0148-A	1 / 30	Anodized <input type="checkbox"/>
Pro-0148-B	1 / 30	Black <input checked="" type="checkbox"/>
Pro-0148-G	1 / 30	Gray <input checked="" type="checkbox"/>
Pro-0148-W	1 / 30	White <input type="checkbox"/>

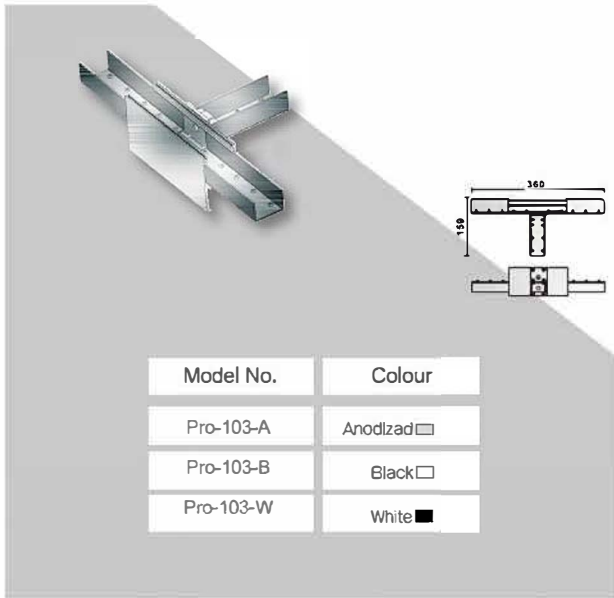
"I" Connector





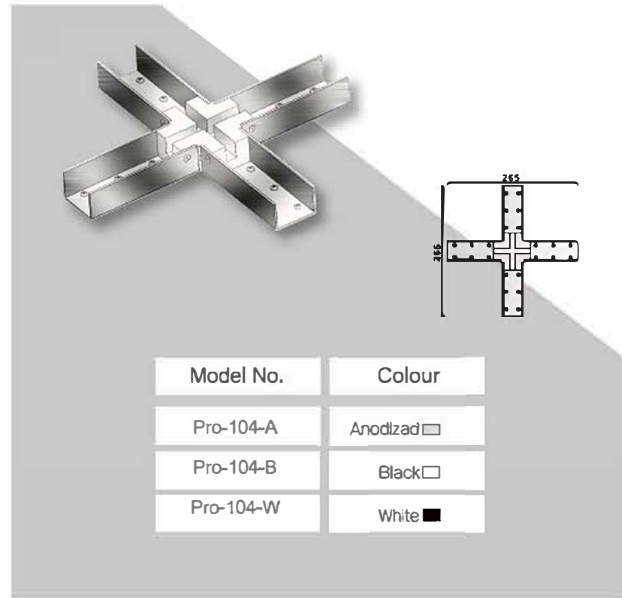
"L" Connector




"T" Connector



"+" Connector

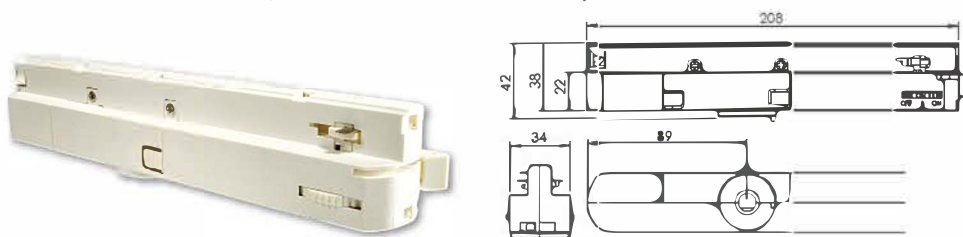




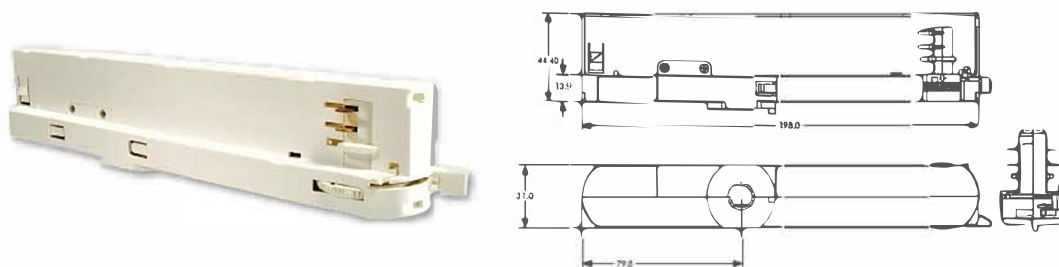
Ultimate Adapter With Concealed Driver

Ultimate Adapter - basic version

PRO-03550, PRO-03750 / one circuit



PRO-04550, PRO-04750 / 3 circuit



Specifications :

Flicker Free

Input: 120V-240Vac, 50/60HZ

Output: 16-38 Vdc, 45 Vdc.Max.

PF>0.9, THD<15%

ta: -25°C - 45°C, tc:85°C

Unloaded Protection ; Short-circuit Protection ; Overvoltage Protection ;

Certificate : ENEC/UL/SAA/CE/CQC

DIP Switch



PRO-03750.04750

current	1	2	Power
600mA	○	○	24W
650mA	●	○	26W
700mA	○	●	28W
750mA	●	●	30W

PRO-03550.04550

current	1	2	Power
400mA	○	○	16W
450mA	●	○	18W
500mA	○	●	20W
550mA	●	●	22W

KWT[®]

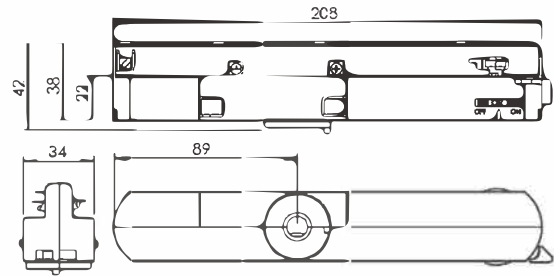
深圳市金瓦特光电有限公司

www.kwtled.com info@kwtled.com

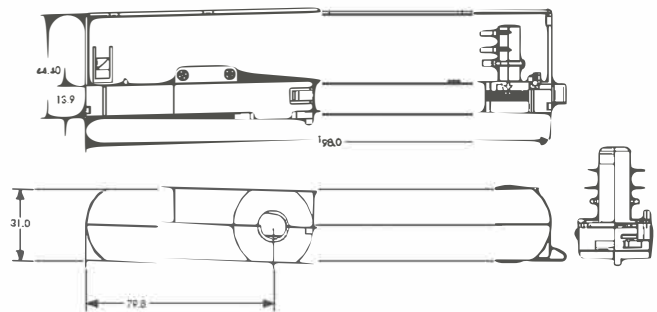
Tel : +86-755-86062259 Fax : +86-755-86062219

Ultimate Adapter - Economy version

PRO-03500e.03600e.03700e.03800e.03850e / one circuit



PRO-04500e.04600e.04700e.04800e.04850e / 3 circuit



Specifications :

Input: 200V-240Vac, 50/60HZ

Output: 16-38 Vdc, 45 Vdc.Max.

PF>0.9, THD<15%

ta: -25°C - 45°C, tc:85°C

Unloaded Protection ; Short-circuit Protection ; Overvoltage Protection ;

Certificate : CQC/CE

KWT[®]

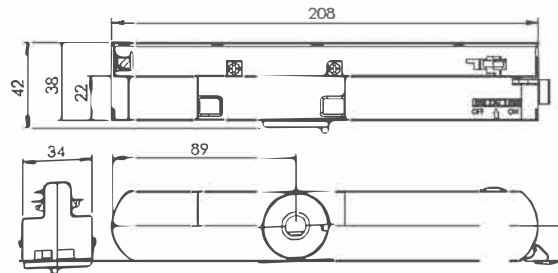
深圳市金瓦特光电有限公司

www.kwtled.com info@kwtled.com

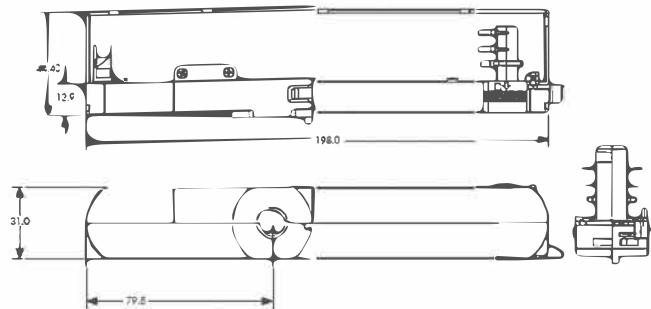
Tel : +86-755-86062259 Fax : +86-755-86062219

Ultimate Adapter - Intelligent version

PRO-03550ZB, PRO-03750ZB / one circuit



PRO-04550ZB, PRO-04750ZB / 3 circuit



Specifications :

Flicker Free

Input: 120V-240Vac, 50/60HZ

Output: 16-38 Vdc, 45 Vdc.Max.

PF>0.9, THD<15%

ta: -25°C - 45°C, tc:85°C

Unloaded Protection ; Short-circuit Protection ; Overvoltage Protection ;

Certificate : ENEC/SAA/UL/CQC/CE

Zigbee connection; cloud remote control

128 devices interlinking, any lighting scene as desired

IOT concept, lighting management control system

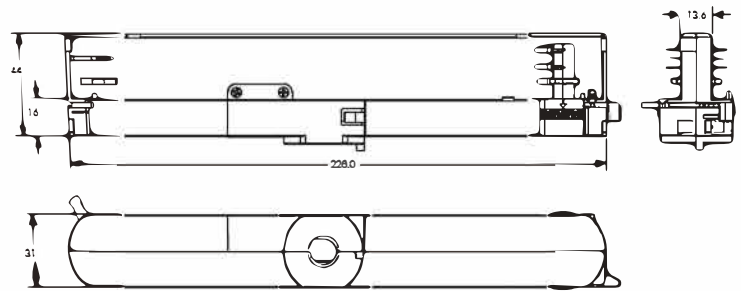


APP remote control

Dimming Range: 5%~100%

Ultimate Adapter- DALI Version

PRO-D6750



Specifications :

Flicker Free

Input: 120V-240Vac, 50/60HZ

Output: 16-38 Vdc, 45 Vdc.Max.

PF>0.9, THD < 15%

ta: -25°C - 45°C, tc: 85°C

Unloaded Protection ; Short-circuit Protection ; Overvoltage Protection ;

Certificate: ENEC/UL/SAA/CE/CQC

DALI connection, remote control via bluetooth

64 devices Interlinking, any lighting scene as desired

APP remote control



Dimming Range: 5%~100%

Selectable Multi-Current Driver

Product Features:

Up to 16 selectable output 12W-36W in one driver

One part number/inventory to minimize your operation and logistic cost

Flicker Free

Pro-36-1050C


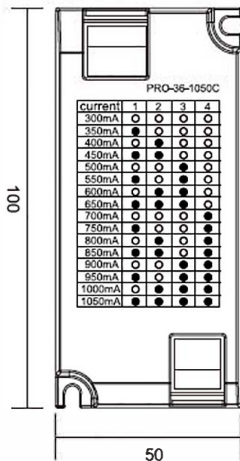


Pro-36-1050S



Mechanical Specification

Built-in type Dimension



Compact size isolated LED driver for 12W-36W

Rated input voltage 120V-277V AC, 50/60Hz

Wide range of output voltage 3V-42V DC

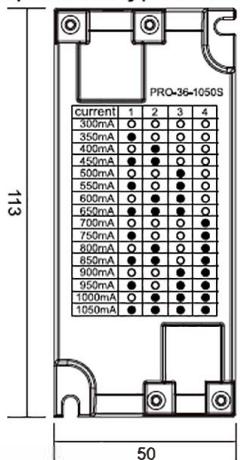
Output current selectable by DIP switch

Built-in active PFC function, lower THD

Short-circuit / no-load / over-load protection

Flicker Free

Independent type Dimension



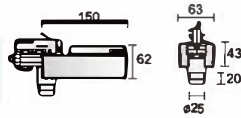
Electrical Specification

Input	Voltage	rated input Voltage:120-277vac			rated input Voltage:200-277vac					
	Frequency	50/60HZ:47-63Hz								
Output	Voltage	3-42V	3-42V	3-42V	3-42V	3-42V	3-42V	3-38V	3-30V	3-34V
	Current	350mA	500mA	700mA	750mA	800mA	900mA	950mA	1000mA	1050mA
	Output power	36W								
	Current accuracy	<5% MAX								
	Efficiency	88% Typ (230Vac,full load)								
Safety	Power factor	0.99 (110V) ; 0.93 (230V) ;								
	Rise time	500ms (230V) ; 1200ms (110V)								
Safety	Safety standards	UL8750 EN61347-1 EN61347-2-13 EN62384								
	Isolation Resistance	I/P---O/P: DC500V 10MΩ								
	Hi--pot	I/P---O/P: 3750Vac 50Hz 1minute≤10mA ;								
EMC	Leakage current	<0.75mA CLASS II (264Vac and max load)								
	Dissipation	Short circuit power<0.6W.No--load power<0.6W								
	EMI	EMI: EN55015.CLASS B								
Certificate	EMS	ESD: EN61000-4-2 8KV CRITERIA B.EFT: EN61000-4-4 1KV CRITERIA B: Surge: EN61000-4-5 1.5KV CRITERIA B.THD: EN61000-3-2 <15% ;								
		ENEC, ETL, CE								



Other Track Mount Device

Other Track Mount Device



Model No.	Colour
Pro-003-W	White <input type="checkbox"/>
Pro-003-S	Silver <input type="checkbox"/>
Pro-003-B	Black <input type="checkbox"/>

Power Source **Input** 110~220Vac, 50~60 Hz **Output** 10V 300mA DC

Battery **Type** NiMH 1.2V 2700mAh x 4 **Charge Time** >24 Hrs @First Time **Discharge Duration** >3 hours @600mA

LED **LED Light Source** CREE XPG **Luminous Flux** 146 lm (Q5 grade @600mA)

Lens **Material** Optical PMMA **Angle** 30°

Intensity(With 60° Optical Lens) 88.5 lx@2M 22.12 lx@4M 14.16 lx@5M 9.83lx@6M

LED Indicator **Green** Normal Running Of System **Red** Failure Function Of System

Test switch Press And Hold To Check The Battery and LED During Normal Running. It's Invalid When AC Source Failure.

Battery Switch Prevent the battery over discharge during transportation.

Track Mount LED Direction Sign



Model No.	Colour
Pro-0031-W	White <input type="checkbox"/>
Pro-0031-B	Black <input type="checkbox"/>

Power Source **Input** 95~265VAC **Output** 3.63 V / 380mA


Battery **Type** NiMH 1.2V 700mAh x 3 **Charge Time** >24 Hrs @First Time **Discharge Duration** 90 minutes

LED **LED Light Source** 0.2W X 18

LED Indicator **Power connected** LED indicator ON **Power disconnected** LED indicator OFF

Test switch **Power connected** Press and hold > Light on, Indicator off (Power down simulation) Release > Light on, Indicator on (Normal running)
Power disconnected No function

Break up switch **Power connected (Battery charging)** On > Light on, Indicator on Off > Light off, Indicator on
Power disconnected On > Light on, Indicator off Off > Light off, Indicator on



Pro-005

Power Source **Input** 95~265VAC **Output** 3.63 V / 380mA

LED **LED Light Source** 0.2W X 18



Pro-004



Pro-006



Pro-007



Pro-008



Pro-009

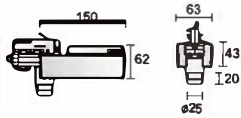


Pro-010



Other Track Mount Device

Other Track Mount Device



Model No.	Colour
Pro-003-W	White <input type="checkbox"/>
Pro-003-S	Silver <input type="checkbox"/>
Pro-003-B	Black <input type="checkbox"/>

Power Source **Input** 110~220Vac, 50~60 Hz **Output** 10V 300mA DC

Battery **Type** NiMH 1.2V 2700mAh x 4 **Charge Time** >24 Hrs @First Time **Discharge Duration** >3 hours @600mA

LED **LED Light Source** CREE XPG **Luminous Flux** 146 lm (Q5 grade @600mA)

Lens **Material** Optical PMMA **Angle** 30°

Intensity(With 60° Optical Lens) 88.5 lx@2M 22.12 lx@4M 14.16 lx@5M 9.83lx@6M

LED Indicator **Green** Normal Running Of System **Red** Failure Function Of System

Test switch Press And Hold To Check The Battery and LED During Normal Running. It's Invalid When AC Source Failure.

Battery Switch Prevent the battery over discharge during transportation.

Track Mount LED Direction Sign



Model No.	Colour
Pro-0031-W	White <input type="checkbox"/>
Pro-0031-B	Black <input type="checkbox"/>

Power Source **Input** 95~265VAC **Output** 3.63 V / 380mA

Battery **Type** NiMH 1.2V 700mAh x 3 **Charge Time** >24 Hrs @First Time **Discharge Duration** 90 minutes

LED **LED Light Source** 0.2W X 18

LED Indicator **Power connected** LED indicator ON **Power disconnected** LED indicator OFF

Test switch **Power connected** Press and hold > Light on, Indicator off (Power down simulation) Release > Light on, Indicator on (Normal running)
Power disconnected No function

Break up switch **Power connected (Battery charging)** On > Light on, Indicator on Off > Light off, Indicator on
Power disconnected On > Light on, Indicator off Off > Light off, Indicator on



Pro-005

Power Source **Input** 95~265VAC **Output** 3.63 V / 380mA

LED **LED Light Source** 0.2W X 18



Pro-004



Pro-006



Pro-007



Pro-008



Pro-009



Pro-010